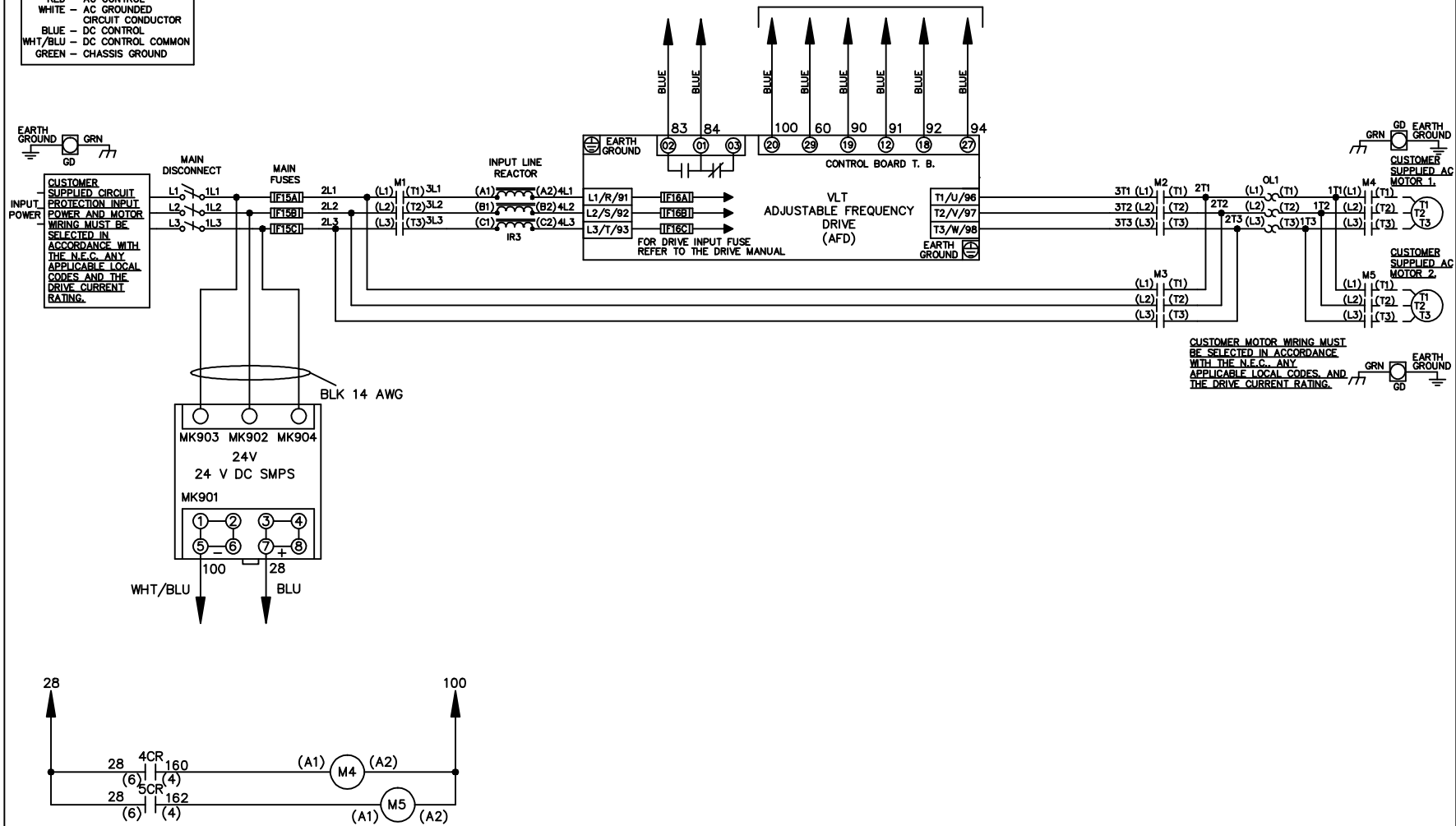


WIRE COLOR SCHEME
 BLACK - LINE VOLTAGE
 RED - AC CONTROL
 WHITE - AC GROUND
 WHITE - CIRCUIT CONDUCTOR
 BLUE - DC CONTROL
 WHT/BLU - DC CONTROL COMMON
 GREEN - CHASSIS GROUND

* ALL CONTROL WIRES ARE BLUE EXCEPT WHERE NOTED. TO ELECTROMECHANICAL RELAY BOARD



CUSTOMER MOTOR WIRING MUST BE SELECTED IN ACCORDANCE WITH THE N.E.C., ANY APPLICABLE LOCAL CODES, AND THE DRIVE CURRENT RATING.

- NOTICE -		
THIS DOCUMENT CONTAINS PROPRIETARY INFORMATION OF DANFOSS DRIVES. IT IS LOANED BY DANFOSS DRIVES SUBJECT TO THE CONDITIONS THAT IT AND THE INFORMATION EMBODIED THEREIN SHALL BE USED ONLY FOR RECORD AND REFERENCE PURPOSES, SHALL NOT BE USED OR CAUSED TO BE USED IN ANY WAY PREJUDICIAL TO THE INTERESTS OF DANFOSS DRIVES, SHALL NOT BE REPRODUCED OR COPIED IN WHOLE OR IN PART, OR DISCLOSED TO ANYONE WITHOUT THE DIRECT WRITTEN PERMISSION OF DANFOSS DRIVES AND SHALL BE RETURNED UPON REQUEST.		
A	SP08061	10/08
REV	ECN	DATE

DRN JNW 2/14/07	NAME 208-600VOLT,3C,MAIN DISC ,MAIN FUSE,EMB2,FRAME B2-C1 ,REACTOR,CMS	
APR	MODEL	PAGE 1 OF 2


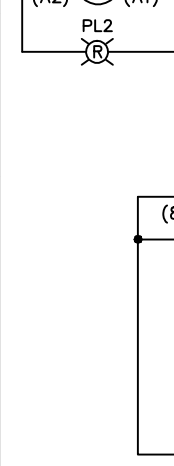
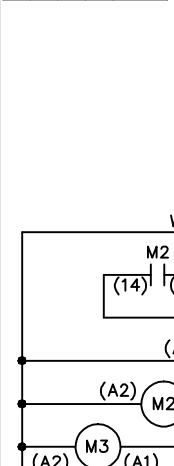
Danfoss

DWG NO. 174U9697

SIZE A

REV	ECN	DATE	DRN	JNW	MODEL	PAGE	OF	SIZE	DWG
A	SP08066	10/08	APR	2/14/07	NAME 208-600VOLT, 3C, MAIN DISC , MAIN FUSE, EMB2, FRAME B2-C1 , REACTOR, CMS	2	2	A	174U9697

CONTACT	POSITION	DRIVE	OFF	BYPASS	TEST
1-2		X			X
3-4				X	X
5-6				X	X
7-8					X



CONTACT	POSITION	MOTOR 1	AUTO	MOTOR 2
11-12		X	X	
13-14				X
21-22			X	X
23-24		X		

