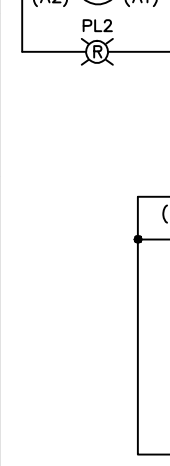
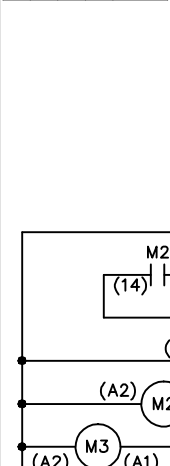


REV	ECN	DATE	DRN	JNW	MODEL	PAGE	OF	SIZE	DWG
A	SP08066	10/08	APR	2/14/07	NAME 208-600VOLT, 3C, MAIN DISC , MAIN FUSE, EMB2, FRAME B2-C1 , DVDT, CMS	2	2	A	174U9701

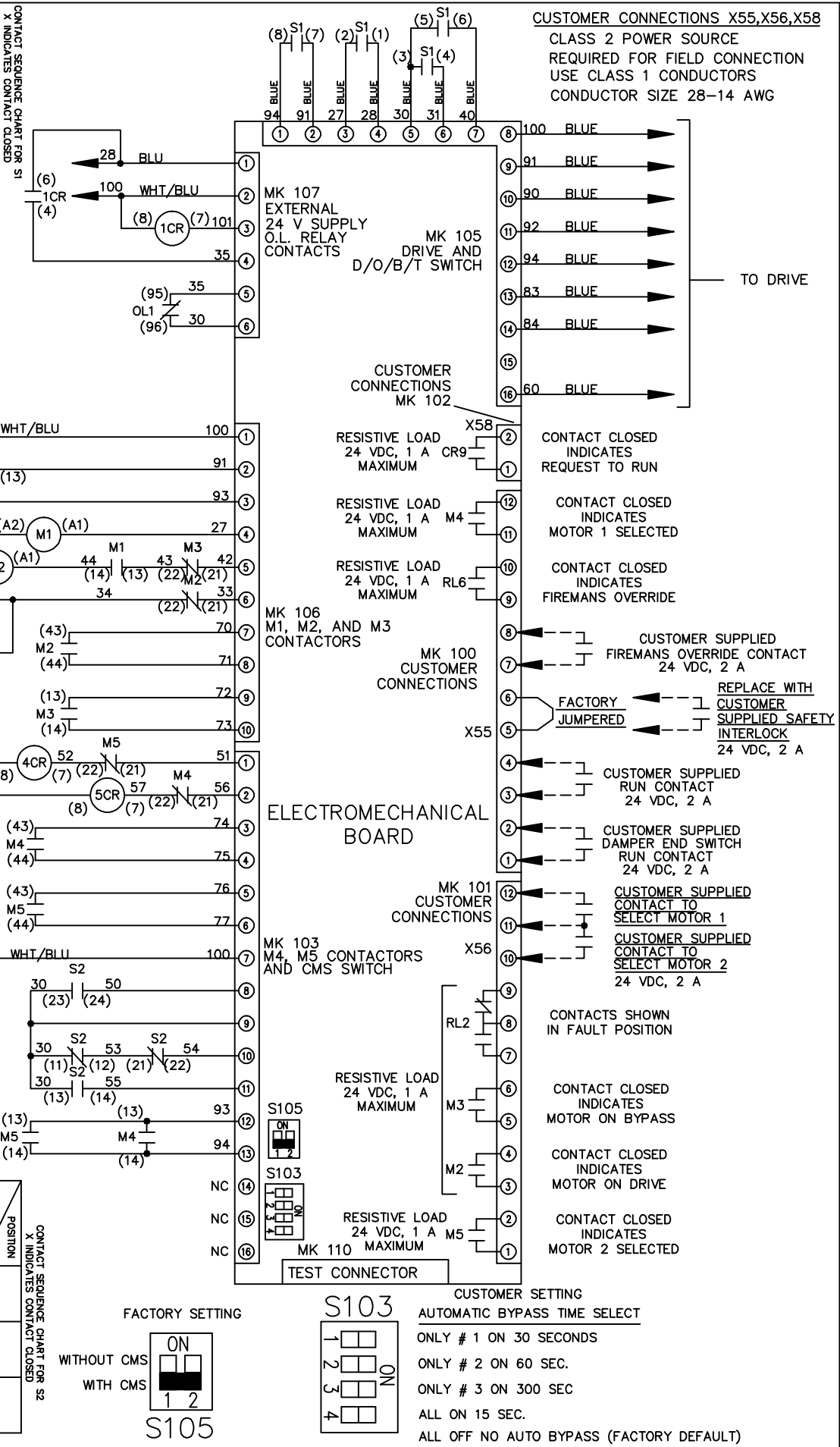
CONTACT SEQUENCE CHART FOR S1
X INDICATES CONTACT CLOSED

CONTACT	POSITION	DRIVE	OFF	BYPASS	TEST
1-2		X			X
3-4			X		X
5-6				X	X
7-8					X



CONTACT SEQUENCE CHART FOR S2
X INDICATES CONTACT CLOSED

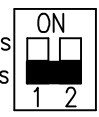
CONTACT	POSITION	MOTOR 1	AUTO	MOTOR 2
11-12		X	X	
13-14				X
21-22			X	X
23-24		X		



CUSTOMER CONNECTIONS X55, X56, X58
CLASS 2 POWER SOURCE
REQUIRED FOR FIELD CONNECTION
USE CLASS 1 CONDUCTORS
CONDUCTOR SIZE 28-14 AWG

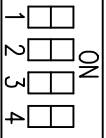
ELECTROMECHANICAL BOARD

FACTORY SETTING



S105

S103



CUSTOMER SETTING

- AUTOMATIC BYPASS TIME SELECT
- ONLY # 1 ON 30 SECONDS
- ONLY # 2 ON 60 SEC.
- ONLY # 3 ON 300 SEC
- ALL ON 15 SEC.
- ALL OFF NO AUTO BYPASS (FACTORY DEFAULT)

