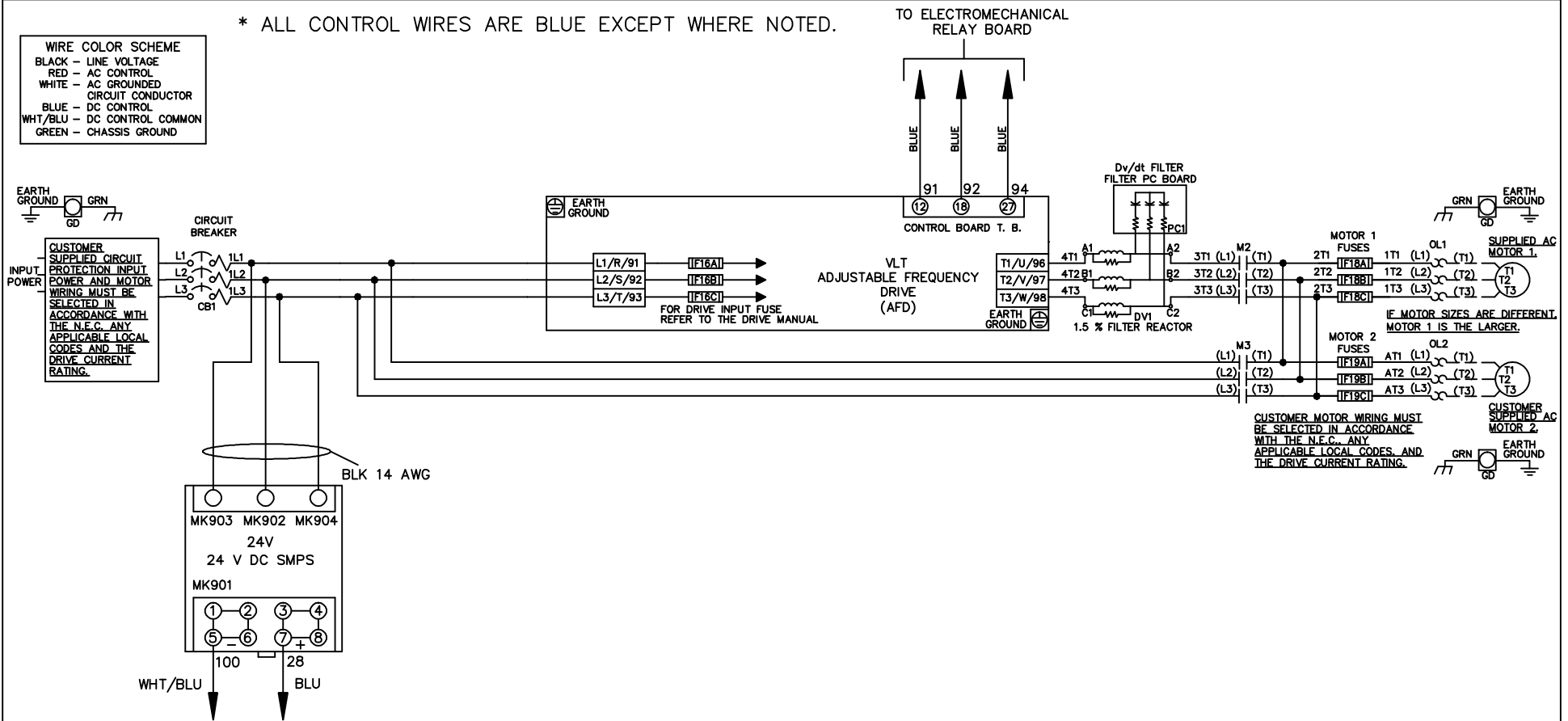


* ALL CONTROL WIRES ARE BLUE EXCEPT WHERE NOTED.

WIRE COLOR SCHEME	
BLACK	- LINE VOLTAGE
RED	- AC CONTROL
WHITE	- AC GROUNDED CIRCUIT CONDUCTOR
BLUE	- DC CONTROL
WHT/BLU	- DC CONTROL COMMON
GREEN	- CHASSIS GROUND

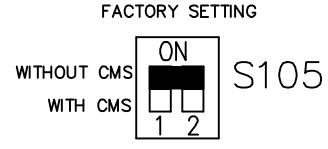
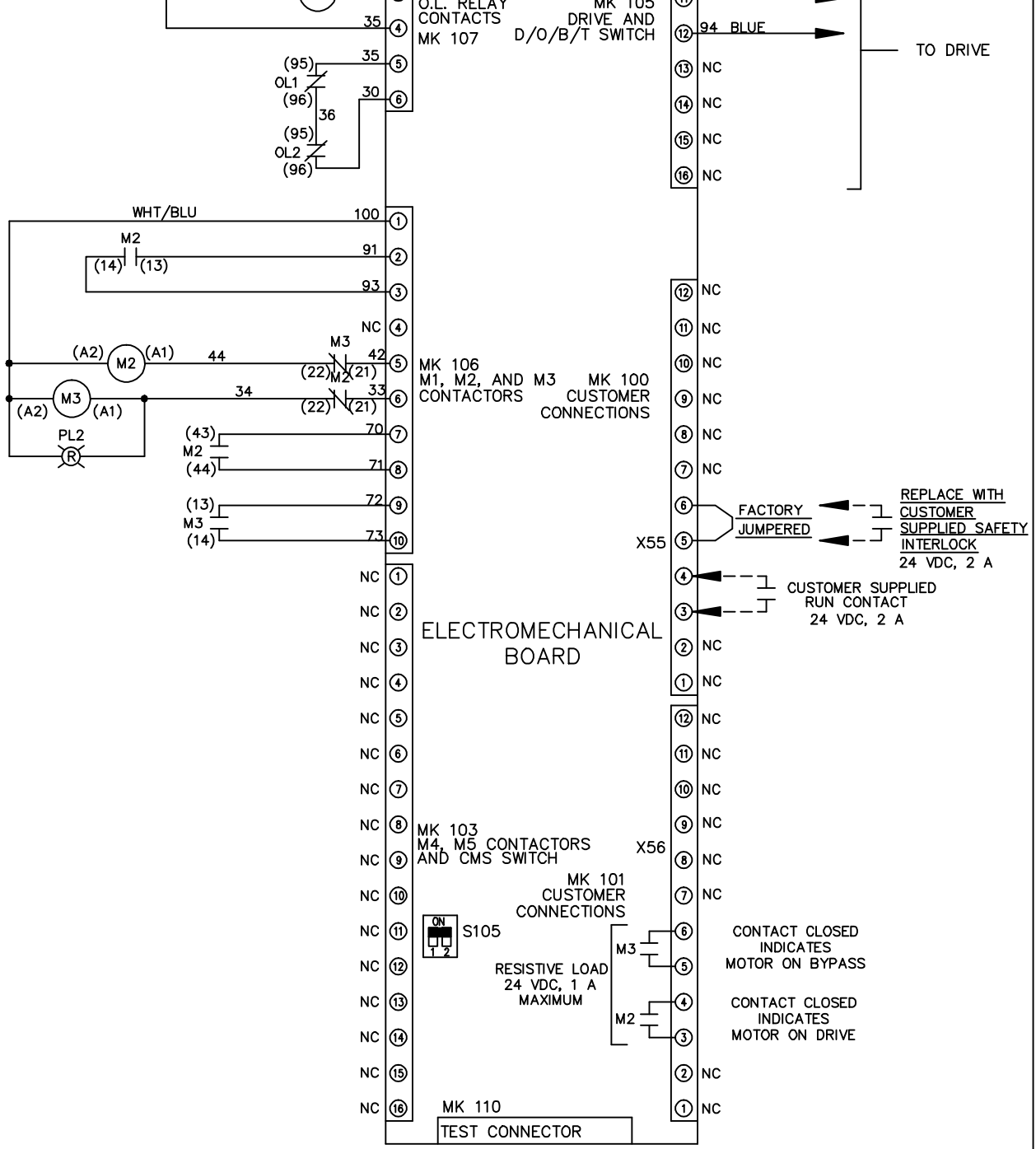


			-NOTICE-		DRN JNW		NAME 208-600VOLT, 2C, CB		THE TRANE COMPANY A DIVISION OF AMERICAN STANDARD INC.	
			THIS DRAWING IS PROPRIETARY AND SHALL NOT BE COPIED OR ITS CONTENTS DISCLOSED TO OUTSIDE PARTIES WITHOUT THE WRITTEN CONSENT OF THE TRANE COMPANY		2/14/07		,DRIVE FUSE, EMB1, FRAME B2-C1 ,DVDT, DUAL MTR			
A	SP08061	10/08			APR	MODEL	PAGE 1 OF 2	SIZE A	DWG NO.	174U9762
REV	ECN	DATE								

REV	ECN	DATE	<p align="center">-NOTICE-</p> <p>THIS DRAWING IS PROPRIETARY AND SHALL NOT BE COPIED OR ITS CONTENTS DISCLOSED TO OUTSIDE PARTIES WITHOUT THE WRITTEN CONSENT OF THE TRANE COMPANY</p>			DRN	JNW	2/14/07	APR	NAME	208-600VOLT, 2C, CB	THE TRANE COMPANY
A	SP08066	10/08								, DRIVE FUSE, EMB1, FRAME B2-C1		A DIVISION OF
										, DVD1, DUAL MTR		AMERICAN STANDARD INC.
											PAGE	2 OF 2
											SIZE	A
											DWG	NO. 174U9762

CONTACT SEQUENCE CHART FOR S1
X INDICATES CONTACT CLOSED

POSITION	DRIVE	OFF	BYPASS
13-14			X
23-24	X		



CUSTOMER CONNECTIONS X55, X56
CLASS 2 POWER SOURCE
REQUIRED FOR FIELD CONNECTION
USE CLASS 1 CONDUCTORS
CONDUCTOR SIZE 28-14 AWG