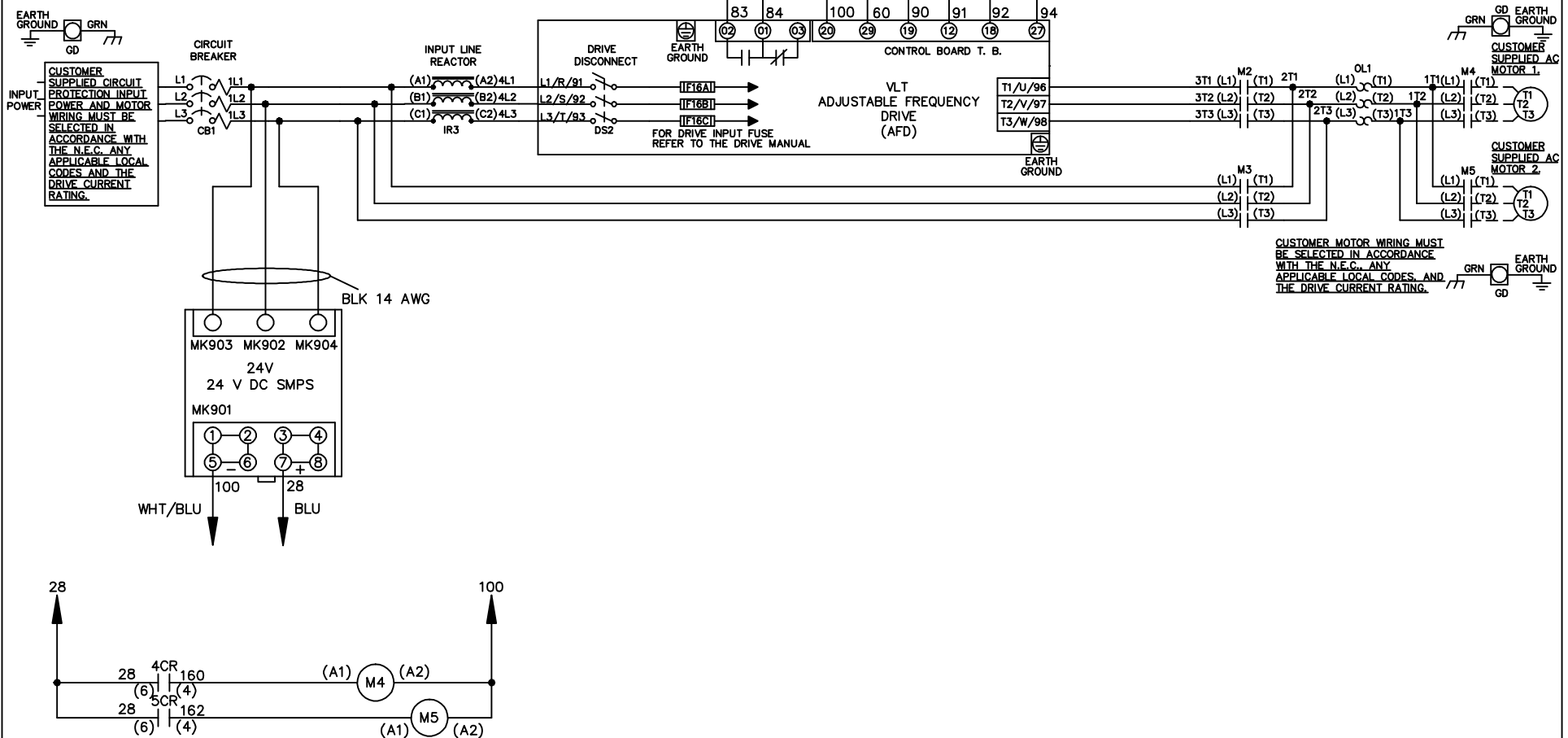


**WIRE COLOR SCHEME**  
 BLACK - LINE VOLTAGE  
 RED - AC CONTROL  
 WHITE - AC GROUND  
 CIRCUIT CONDUCTOR  
 BLUE - DC CONTROL  
 WHT/BLU - DC CONTROL COMMON  
 GREEN - CHASSIS GROUND

\* ALL CONTROL WIRES ARE BLUE EXCEPT WHERE NOTED. TO ELECTROMECHANICAL RELAY BOARD



REV	ECN	DATE
A	SP08061	10/08

-NOTICE-  
 THIS DRAWING IS PROPRIETARY AND SHALL NOT BE COPIED OR ITS CONTENTS DISCLOSED TO OUTSIDE PARTIES WITHOUT THE WRITTEN CONSENT OF THE TRANE COMPANY

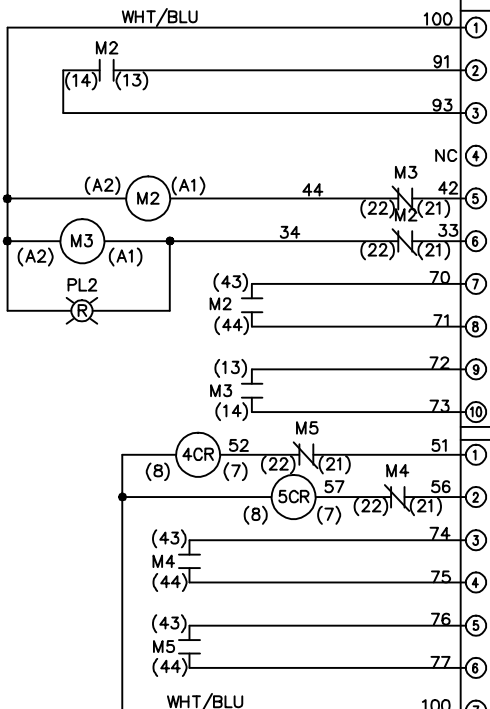
DRN JNW  
 2/14/07  
 APR

NAME 208-600VOLT, 2C, CB & DRIVE DISC  
 ,DRIVE FUSE, EMB2, FRAME B2-C1  
 ,REACTOR, CMS  
 MODEL

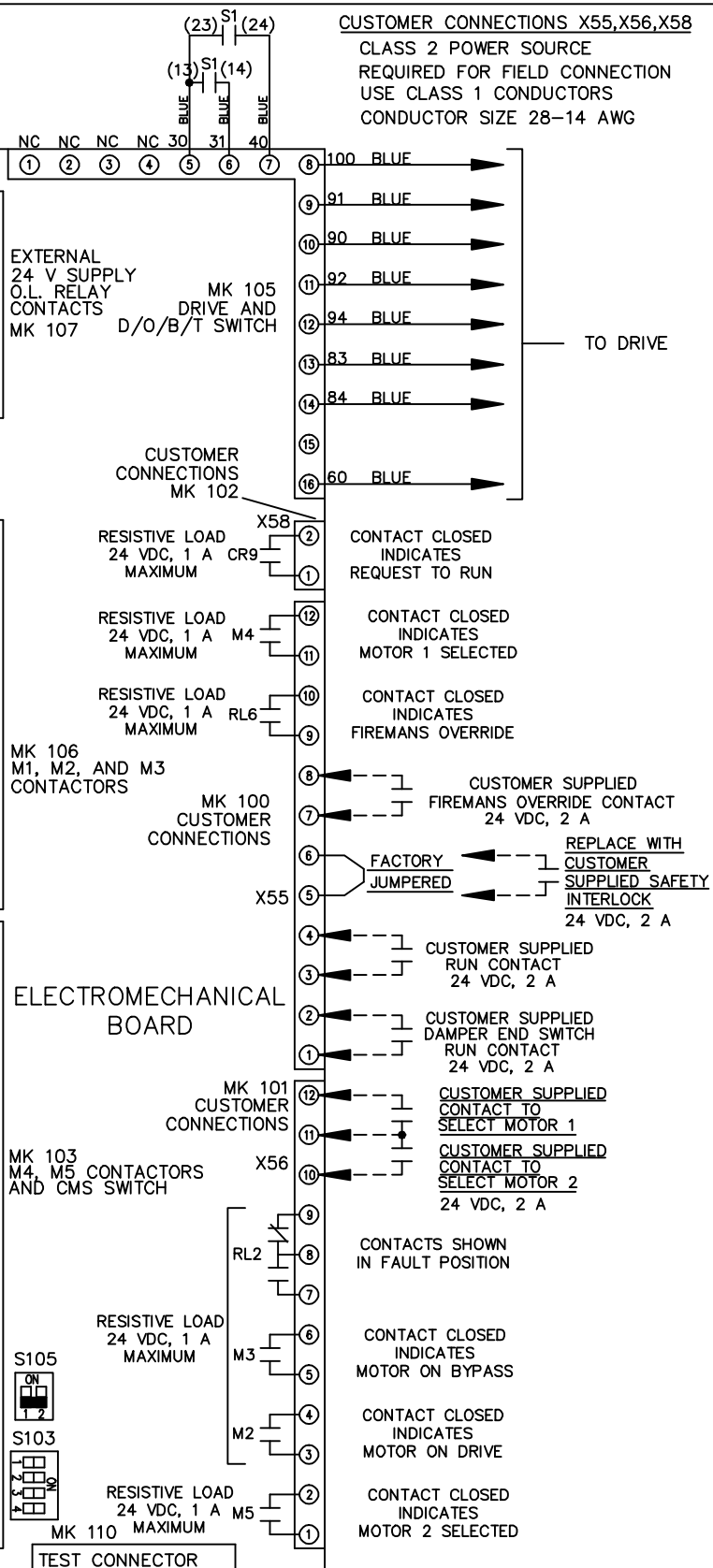
**THE TRANE COMPANY**  
 A DIVISION OF  
 AMERICAN STANDARD INC.  
 PAGE 1 OF 2  
 SIZE A  
 DWG NO. 174U9785

REV	A	ECN	DATE
	SP08066		10/08

CONTACT SEQUENCE CHART FOR S1		POSITION
CONTACT		
DRIVE		X
OFF		
BYPASS		X
23-24		

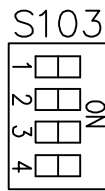



CONTACT SEQUENCE CHART FOR S2		POSITION
CONTACT		
MOTOR 1		X
AUTO		X
MOTOR 2		X
21-22		
23-24		X



CUSTOMER CONNECTIONS X55, X56, X58  
 CLASS 2 POWER SOURCE  
 REQUIRED FOR FIELD CONNECTION  
 USE CLASS 1 CONDUCTORS  
 CONDUCTOR SIZE 28-14 AWG

FACTORY SETTING



CUSTOMER SETTING  
 AUTOMATIC BYPASS TIME SELECT  
 ONLY # 1 ON 30 SECONDS  
 ONLY # 2 ON 60 SEC.  
 ONLY # 3 ON 300 SEC  
 ALL ON 15 SEC.  
 ALL OFF NO AUTO BYPASS (FACTORY DEFAULT)

NOTICE -  
 THIS DRAWING IS PROPRIETARY AND SHALL NOT  
 BE COPIED OR ITS CONTENTS DISCLOSED TO  
 OUTSIDE PARTIES WITHOUT THE WRITTEN  
 CONSENT OF THE TRANE COMPANY

DRN JNW  
 2/14/07  
 APR

NAME 208-600VOLT, 2C,CB & DRIVE DISC  
 , DRIVE FUSE, EMB2, FRAME B2-C1  
 , REACTOR, CMS

MODEL  
 PAGE 2 OF 2  
 SIZE A  
 DWG NO. 174U9785

THE TRANE COMPANY  
 A DIVISION OF  
 AMERICAN STANDARD INC.