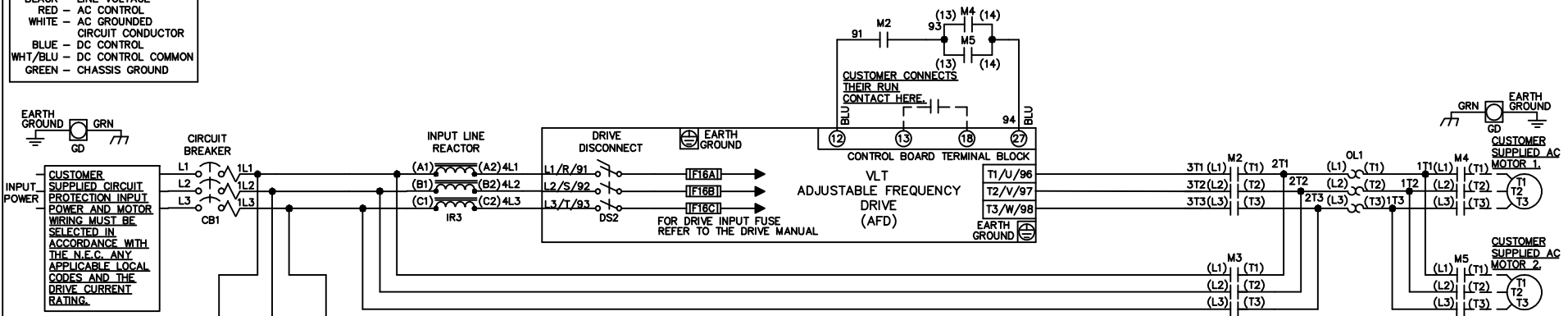


WIRE COLOR SCHEME
 BLACK - LINE VOLTAGE
 RED - AC CONTROL
 WHITE - AC GROUNDED
 CIRCUIT CONDUCTOR
 BLUE - DC CONTROL
 WHT/BLU - DC CONTROL COMMON
 GREEN - CHASSIS GROUND

* ALL CONTROL WIRES ARE BLUE EXCEPT WHERE NOTED.

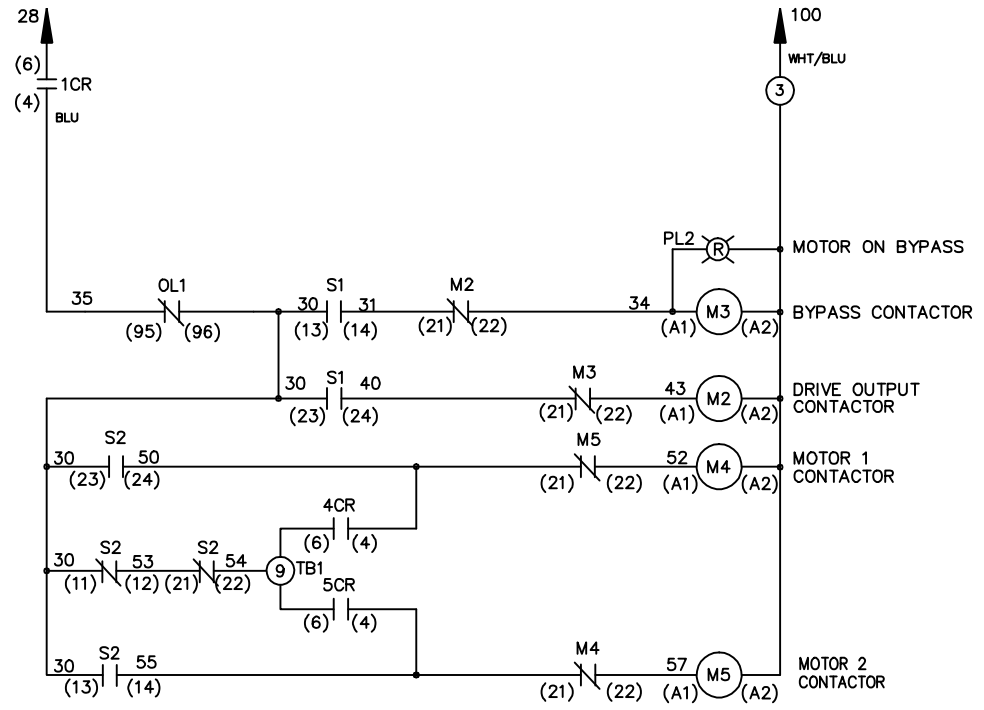
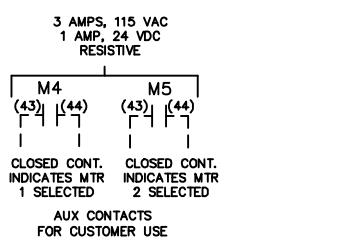
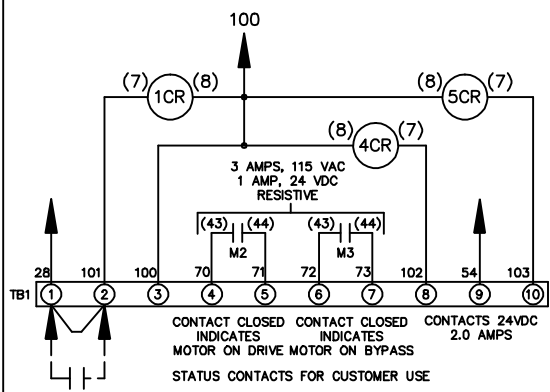


CONTACT SEQUENCE CHART FOR S2
X INDICATES CONTACT CLOSED

| POSITION | MOTOR 1 | AUTO | MOTOR 2 |
|----------|---------|------|---------|
| 11-12 | X | X | |
| 13-14 | | | X |
| 21-22 | X | X | |
| 23-24 | X | | |

CONTACT SEQUENCE CHART FOR S1
X INDICATES CONTACT CLOSED

| POSITION | DRIVE | OFF | BYPASS |
|----------|-------|-----|--------|
| 13-14 | | | X |
| 23-24 | X | | |



CUSTOMER MOTOR WIRING MUST BE SELECTED IN ACCORDANCE WITH THE N.E.C. ANY APPLICABLE LOCAL CODES, AND THE DRIVE CURRENT RATING.

WARNING DO NOT CONNECT ANY EXTERNAL DEVICES TO 28, 101, AND 100

| | | | | | | | |
|---|---------|-------|---------|------------------------------------|-------------|--------------------------------------|------------------|
| -NOTICE- | | | DRNJNW | NAME208-600VOLT,2C,CB & DRIVE DISC | | THE TRANE COMPANY | |
| THIS DRAWING IS PROPRIETARY AND SHALL NOT BE COPIED OR ITS CONTENTS DISCLOSED TO OUTSIDE PARTIES WITHOUT THE WRITTEN CONSENT OF THE TRANE COMPANY | | | 2/14/07 | ,DRIVE FUSE,EMB,FRAME B2-C1 | | A DIVISION OF AMERICAN STANDARD INC. | |
| | | | APR | MODEL | PAGE 1 OF 1 | SIZE A | DWG NO. 174U9787 |
| REV | ECN | DATE | | | | | |
| A | SP08061 | 10/08 | | | | | |