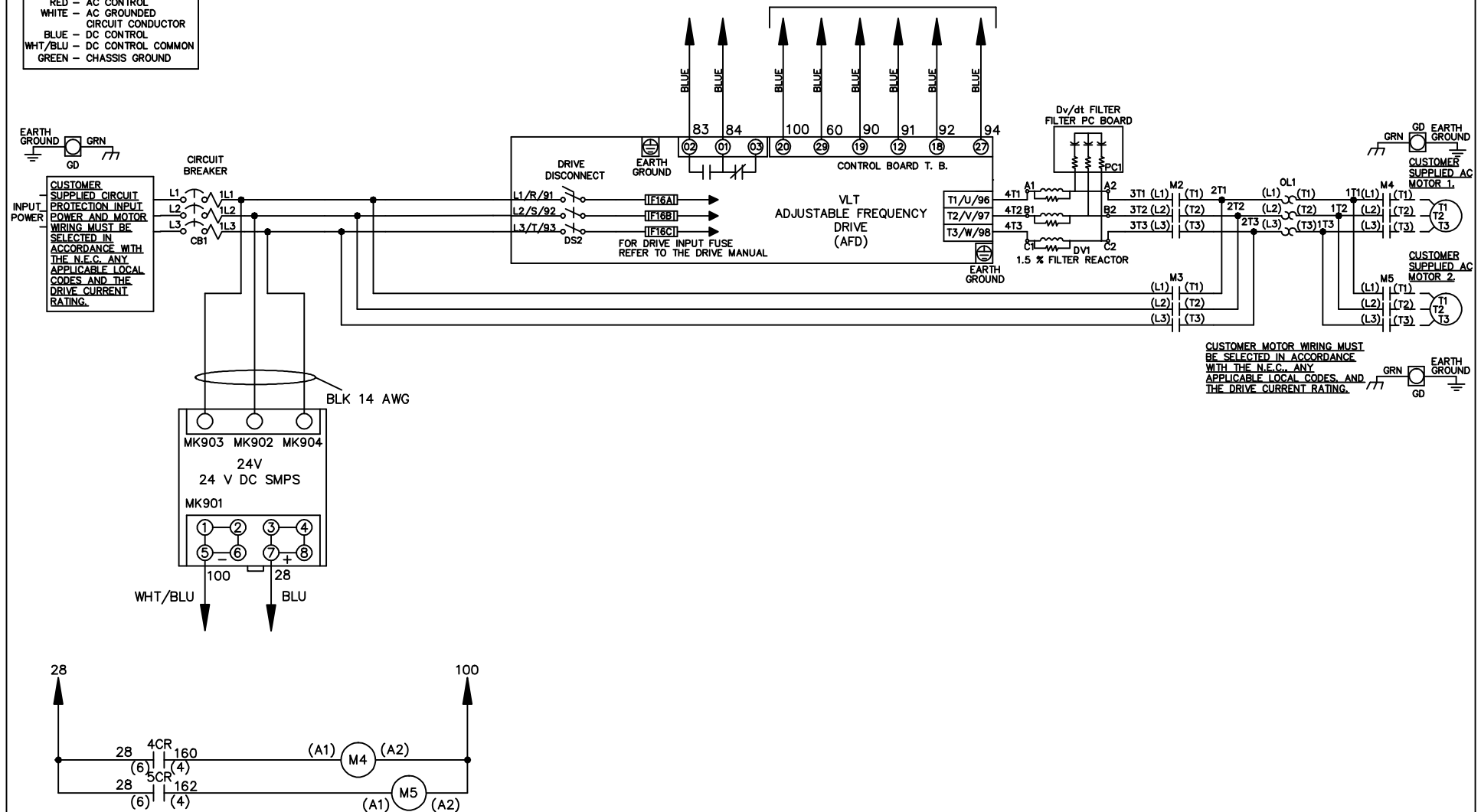
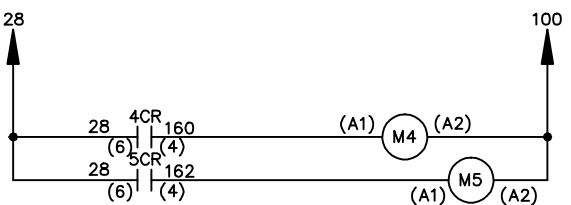
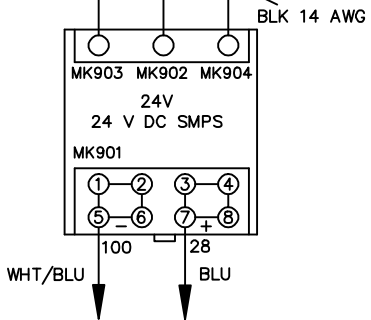


**WIRE COLOR SCHEME**  
 BLACK - LINE VOLTAGE  
 RED - AC CONTROL  
 WHITE - AC GROUND  
 WHITE - CIRCUIT CONDUCTOR  
 BLUE - DC CONTROL  
 WHT/BLU - DC CONTROL COMMON  
 GREEN - CHASSIS GROUND

\* ALL CONTROL WIRES ARE BLUE EXCEPT WHERE NOTED. TO ELECTROMECHANICAL RELAY BOARD



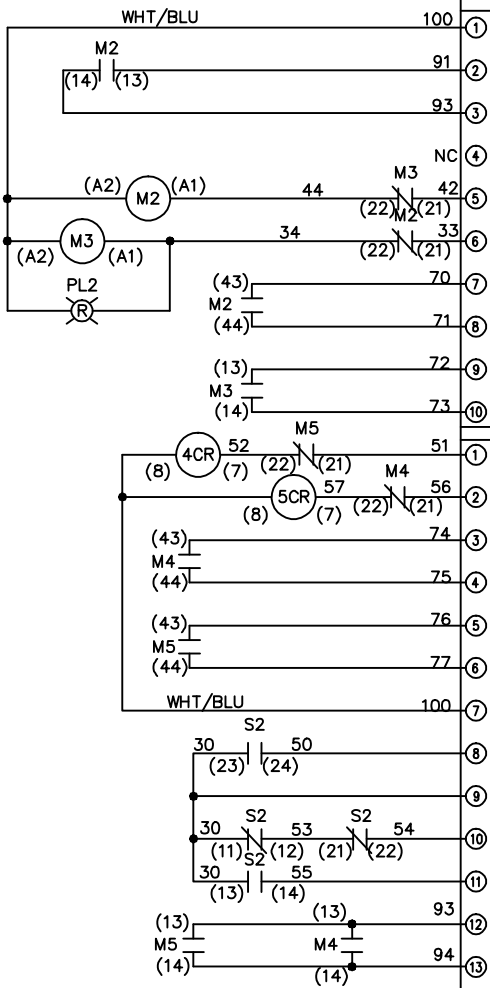
CUSTOMER MOTOR WIRING MUST BE SELECTED IN ACCORDANCE WITH THE N.E.C. ANY APPLICABLE LOCAL CODES AND THE DRIVE CURRENT RATING.



			-NOTICE-		DRN JNW		NAME 208-600VOLT, 2C, CB & DRIVE DISC		THE TRANE COMPANY A DIVISION OF AMERICAN STANDARD INC.	
			THIS DRAWING IS PROPRIETARY AND SHALL NOT BE COPIED OR ITS CONTENTS DISCLOSED TO OUTSIDE PARTIES WITHOUT THE WRITTEN CONSENT OF THE TRANE COMPANY		2/14/07		,DRIVE FUSE, EMB2, FRAME B2-C1 ,DVRT, CMS			
A	SP08061	10/08			APR	MODEL	PAGE 1 OF 2	SIZE A	DWG NO.	174U9789
REV	ECN	DATE								

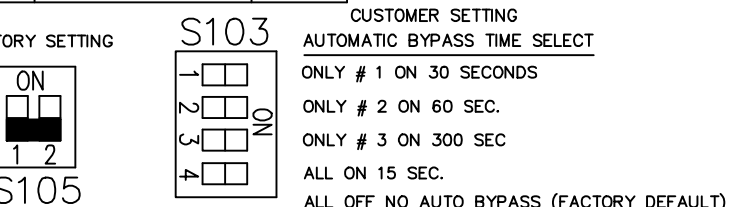
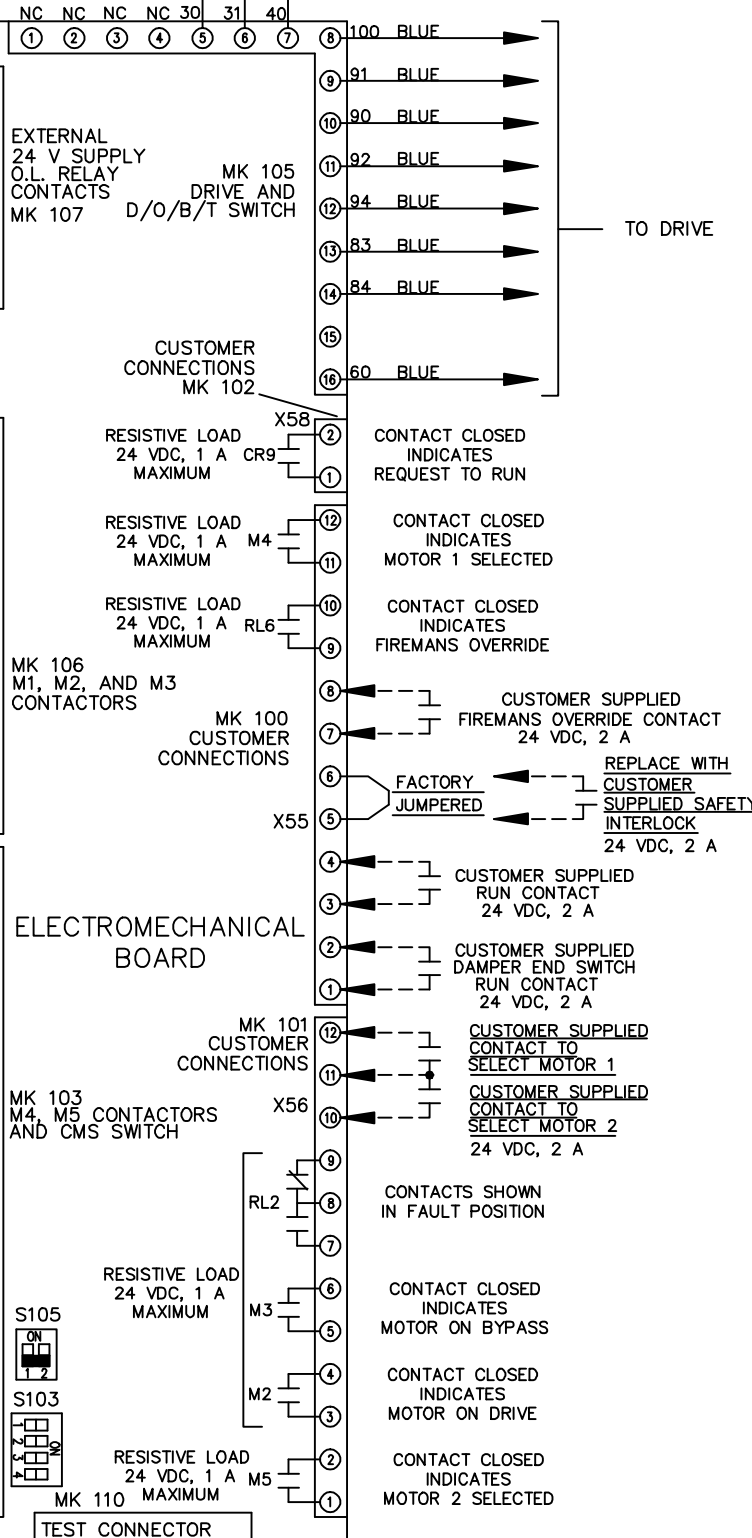
REV	A	ECN	SP08066	DATE	10/08
-----	---	-----	---------	------	-------

CONTACT SEQUENCE CHART FOR S1		X INDICATES CONTACT CLOSED	
CONTACT	POSITION	CONTACT	POSITION
13-14	DRIVE		
23-24	OFF		
	BYPASS	X	



CONTACT SEQUENCE CHART FOR S2		X INDICATES CONTACT CLOSED	
CONTACT	POSITION	MOTOR 1	MOTOR 2
11-12	AUTO	X	
13-14			X
21-22		X	
23-24			X

CUSTOMER CONNECTIONS X55, X56, X58  
 CLASS 2 POWER SOURCE  
 REQUIRED FOR FIELD CONNECTION  
 USE CLASS 1 CONDUCTORS  
 CONDUCTOR SIZE 28-14 AWG



—NOTICE—  
 THIS DRAWING IS PROPRIETARY AND SHALL NOT  
 BE COPIED OR ITS CONTENTS DISCLOSED TO  
 OUTSIDE PARTIES WITHOUT THE WRITTEN  
 CONSENT OF THE TRANE COMPANY

DRN JNW  
 2/14/07  
 APR

NAME 208-600VOLT, 2C,CB & DRIVE DISC  
 DRIVE FUSE, EMB2, FRAME B2-C1  
 , DVDT, CMS

MODEL  
 PAGE 2 OF 2  
 SIZE A  
 DWG NO. 174U9789

THE TRANE COMPANY  
 A DIVISION OF  
 AMERICAN STANDARD INC.