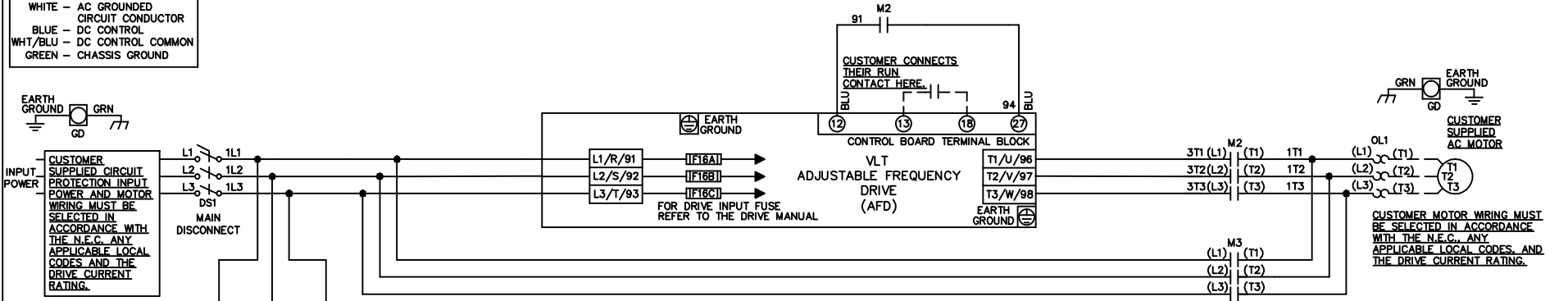


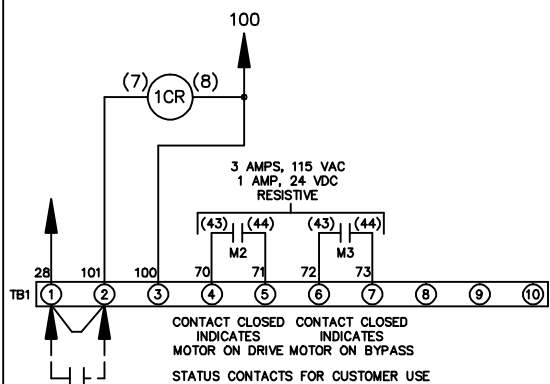
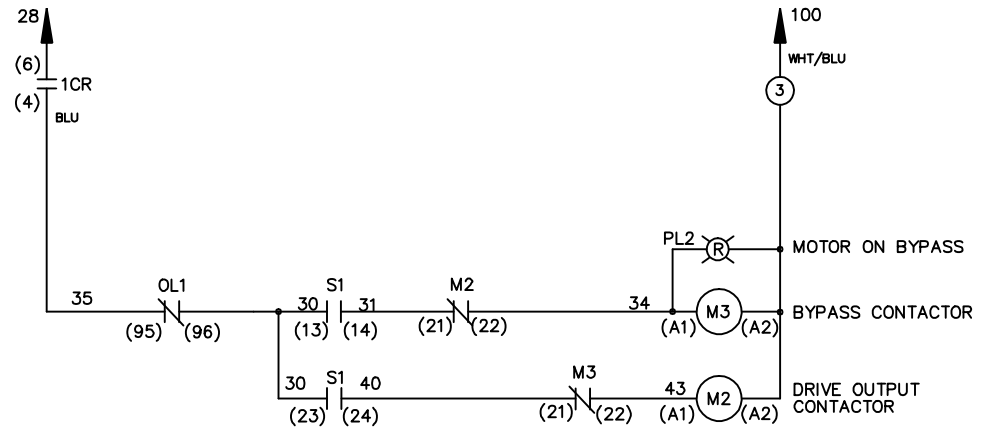
WIRE COLOR SCHEME
 BLACK - LINE VOLTAGE
 RED - AC CONTROL
 WHITE - AC GROUNDED
 CIRCUIT CONDUCTOR
 BLUE - DC CONTROL
 WHT/BLU - DC CONTROL COMMON
 GREEN - CHASSIS GROUND

* ALL CONTROL WIRES ARE BLUE EXCEPT WHERE NOTED.



CONTACT SEQUENCE CHART FOR S1
 X INDICATES CONTACT CLOSED

POSITION	DRIVE	OFF	BYPASS
CONTACT 13-14			X
CONTACT 23-24	X		



CUSTOMER SUPPLIED SAFETY INTERLOCK, FACTORY JUMPERED 24 VDC, 2 A

WARNING DO NOT CONNECT ANY EXTERNAL DEVICES TO 28, 101, AND 100

-NOTICE-			DRNJNW 2/14/07	NAME208-600VOLT,2C,MAIN DISC ,DRIVE FUSE,EMB,FRAME B2-C1 ,NO REACTOR & DVDT,SINGLE MTR	THE TRANE COMPANY A DIVISION OF AMERICAN STANDARD INC.
A	SP08061	10/08	APR	MODEL	PAGE 1 OF 1
REV	ECN	DATE			SIZE A DWG NO. 174U9838