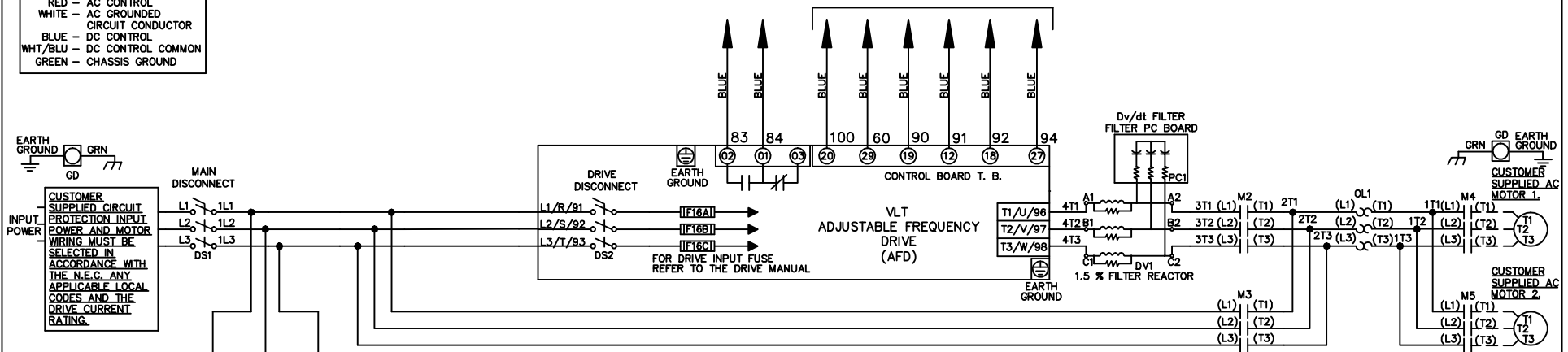
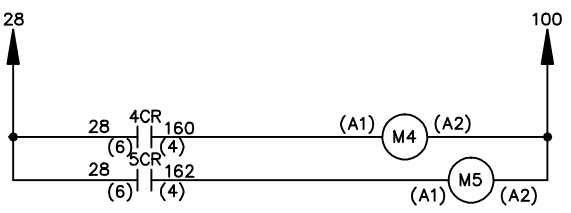
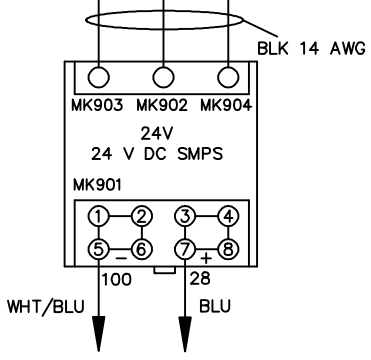


WIRE COLOR SCHEME
 BLACK - LINE VOLTAGE
 RED - AC CONTROL
 WHITE - AC GROUND
 CIRCUIT CONDUCTOR
 BLUE - DC CONTROL
 WHT/BLU - DC CONTROL COMMON
 GREEN - CHASSIS GROUND

* ALL CONTROL WIRES ARE BLUE EXCEPT WHERE NOTED. TO ELECTROMECHANICAL RELAY BOARD



CUSTOMER MOTOR WIRING MUST BE SELECTED IN ACCORDANCE WITH THE N.E.C. ANY APPLICABLE LOCAL CODES AND THE DRIVE CURRENT RATING.



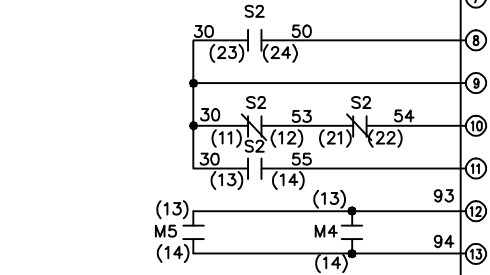
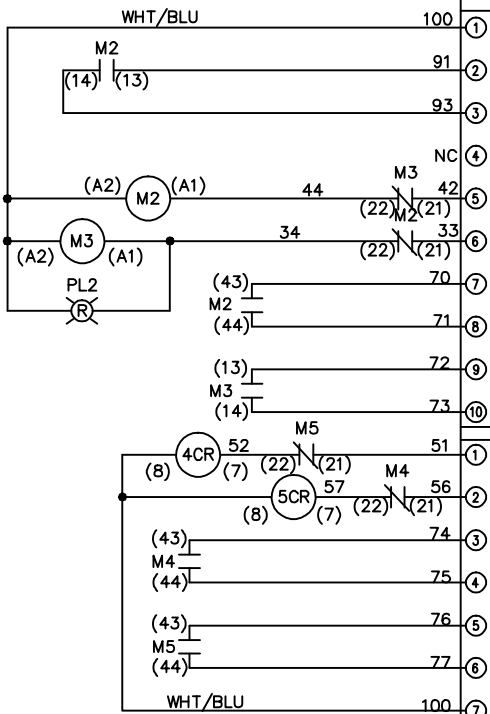
-NOTICE-			DRN JNW		NAME 208-600VOLT, 2C, MAIN&DRIVE DISC		THE TRANE COMPANY	
THIS DRAWING IS PROPRIETARY AND SHALL NOT BE COPIED OR ITS CONTENTS DISCLOSED TO OUTSIDE PARTIES WITHOUT THE WRITTEN CONSENT OF THE TRANE COMPANY			2/14/07		,DRIVE FUSE, EMB2, FRAME B2-C1		A DIVISION OF AMERICAN STANDARD INC.	
A	SP08061	10/08	APR		MODEL	PAGE 1 OF 2	SIZE A	DWG NO. 174U9844
REV	ECN	DATE						

REV	A	ECN	SP08066	DATE	10/08
-----	---	-----	---------	------	-------

CONTACT SEQUENCE CHART FOR S1 X INDICATES CONTACT CLOSED	
POSITION	
CONTACT	
13-14	
23-24	X
DRIVE	
OFF	
BYPASS	X

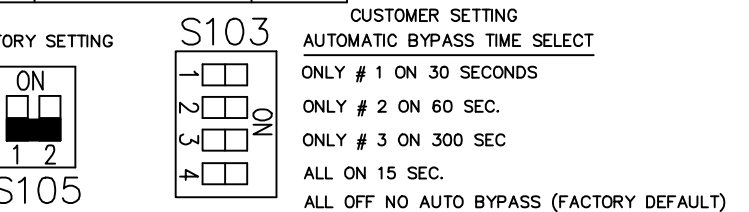
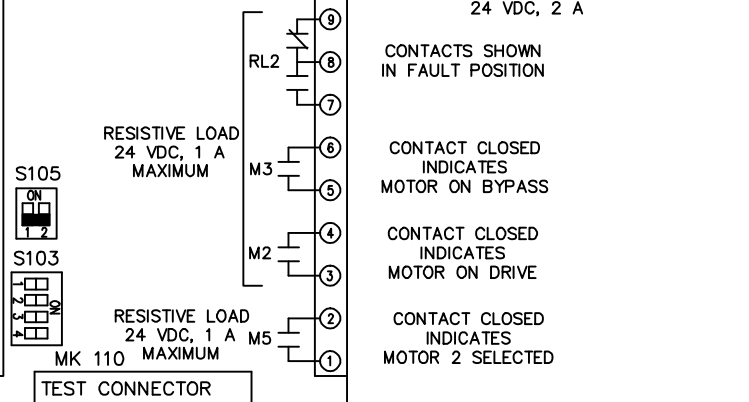
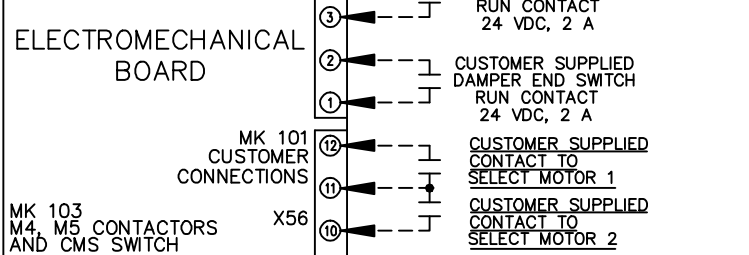
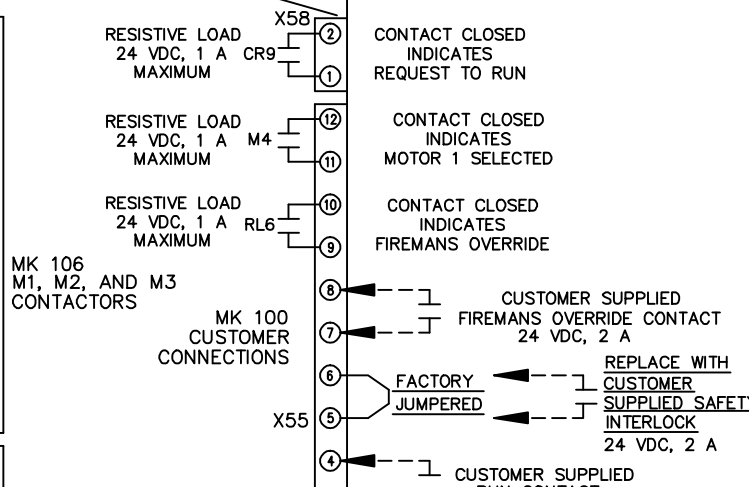
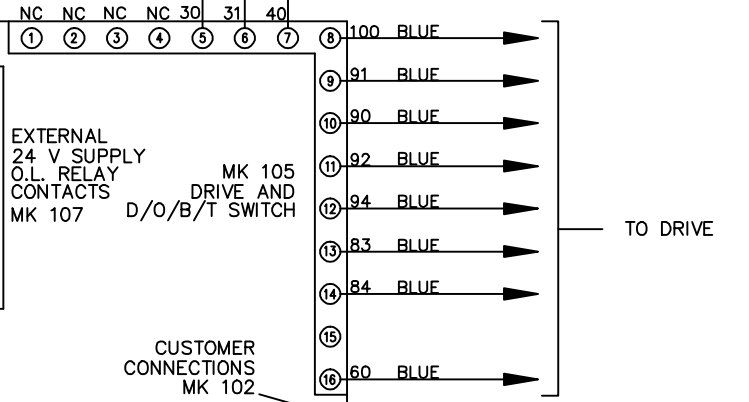
THIS DRAWING IS PROPRIETARY AND SHALL NOT BE COPIED OR ITS CONTENTS DISCLOSED TO OUTSIDE PARTIES WITHOUT THE WRITTEN CONSENT OF THE TRANE COMPANY

-NOTICE-



CONTACT SEQUENCE CHART FOR S2 X INDICATES CONTACT CLOSED	
POSITION	
CONTACT	
11-12	X
13-14	X
21-22	X
23-24	X
MOTOR 1	
AUTO	X
MOTOR 2	
	X

CUSTOMER CONNECTIONS X55, X56, X58
CLASS 2 POWER SOURCE
REQUIRED FOR FIELD CONNECTION
USE CLASS 1 CONDUCTORS
CONDUCTOR SIZE 28-14 AWG



DRN JNW
2/14/07
APR

NAME 208-600VOLT, 2C, MAIN&DRIVE DISC
DRIVE FUSE, EMB2, FRAME B2-C1
, DVDT, CMS

MODEL
PAGE 2 OF 2
SIZE A
DWG NO. 174U9844

THE TRANE COMPANY
A DIVISION OF
AMERICAN STANDARD INC.