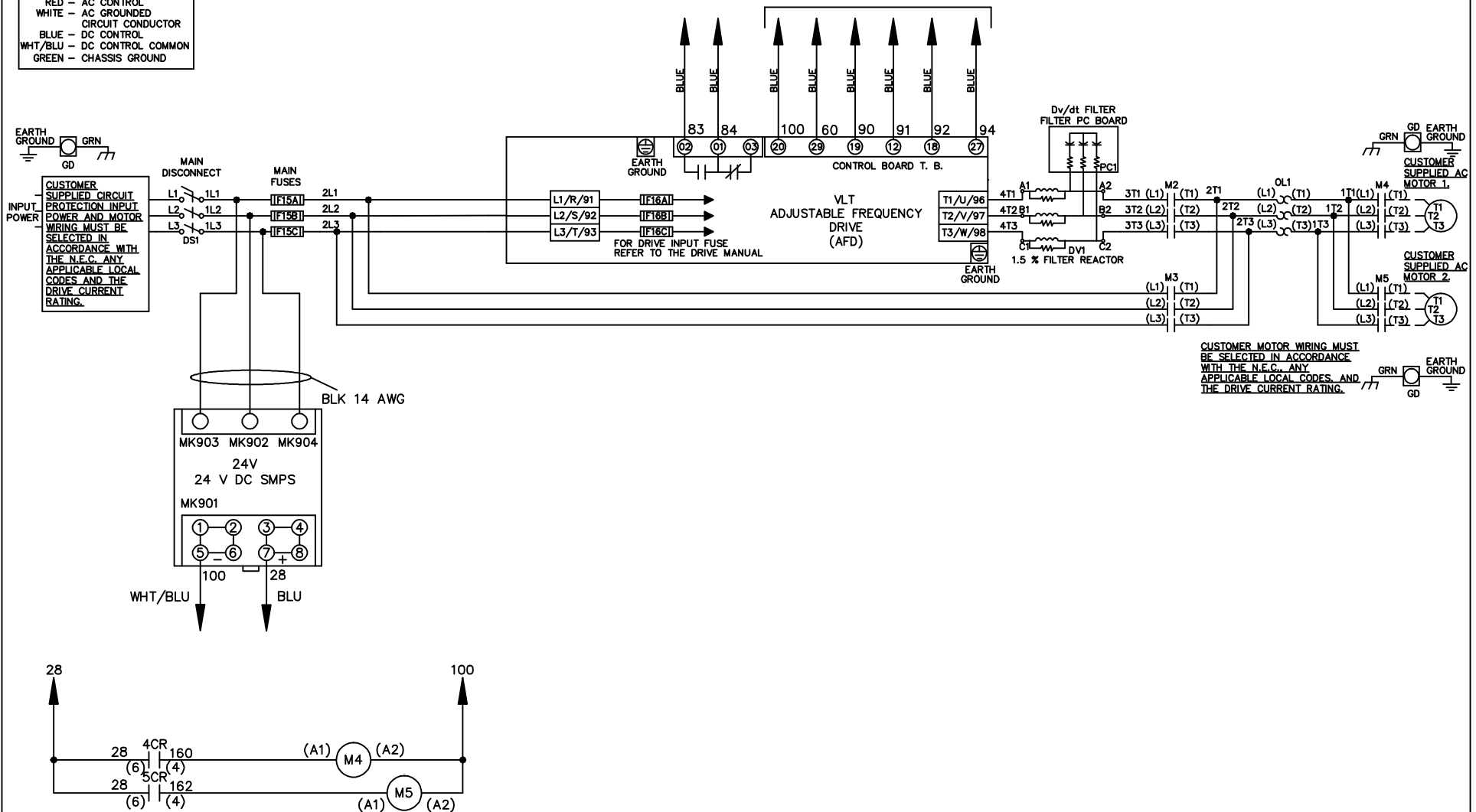


**WIRE COLOR SCHEME**  
 BLACK - LINE VOLTAGE  
 RED - AC CONTROL  
 WHITE - AC GROUND  
 CIRCUIT CONDUCTOR  
 BLUE - DC CONTROL  
 WHT/BLU - DC CONTROL COMMON  
 GREEN - CHASSIS GROUND

\* ALL CONTROL WIRES ARE BLUE EXCEPT WHERE NOTED. TO ELECTROMECHANICAL RELAY BOARD



CUSTOMER MOTOR WIRING MUST BE SELECTED IN ACCORDANCE WITH THE N.E.C. ANY APPLICABLE LOCAL CODES AND THE DRIVE CURRENT RATING.

-NOTICE-

THIS DRAWING IS PROPRIETARY AND SHALL NOT BE COPIED OR ITS CONTENTS DISCLOSED TO OUTSIDE PARTIES WITHOUT THE WRITTEN CONSENT OF THE TRANE COMPANY

DRN JNW  
2/14/07

NAME 208-600VOLT, 2C, MAIN DISC  
, MAIN FUSE, EMB2, FRAME B2-C1  
, DVDT, CMS

THE TRANE COMPANY  
A DIVISION OF  
AMERICAN STANDARD INC.

REV	ECN	DATE
A	SP08061	10/08

APR

MODEL

PAGE 1 OF 2

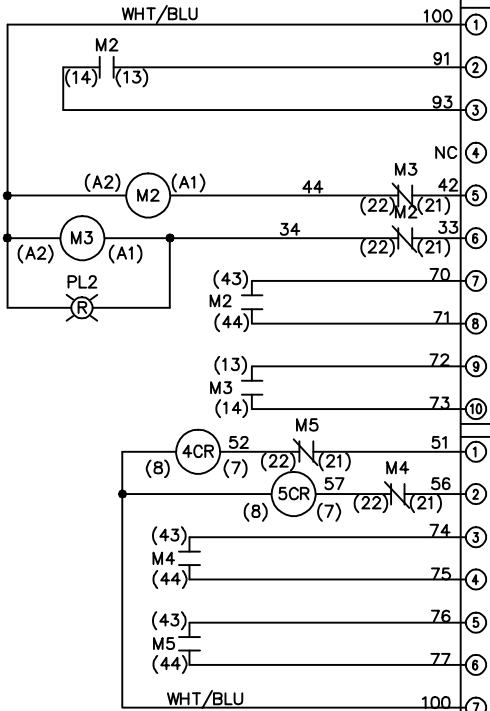
SIZE A

DWG NO.

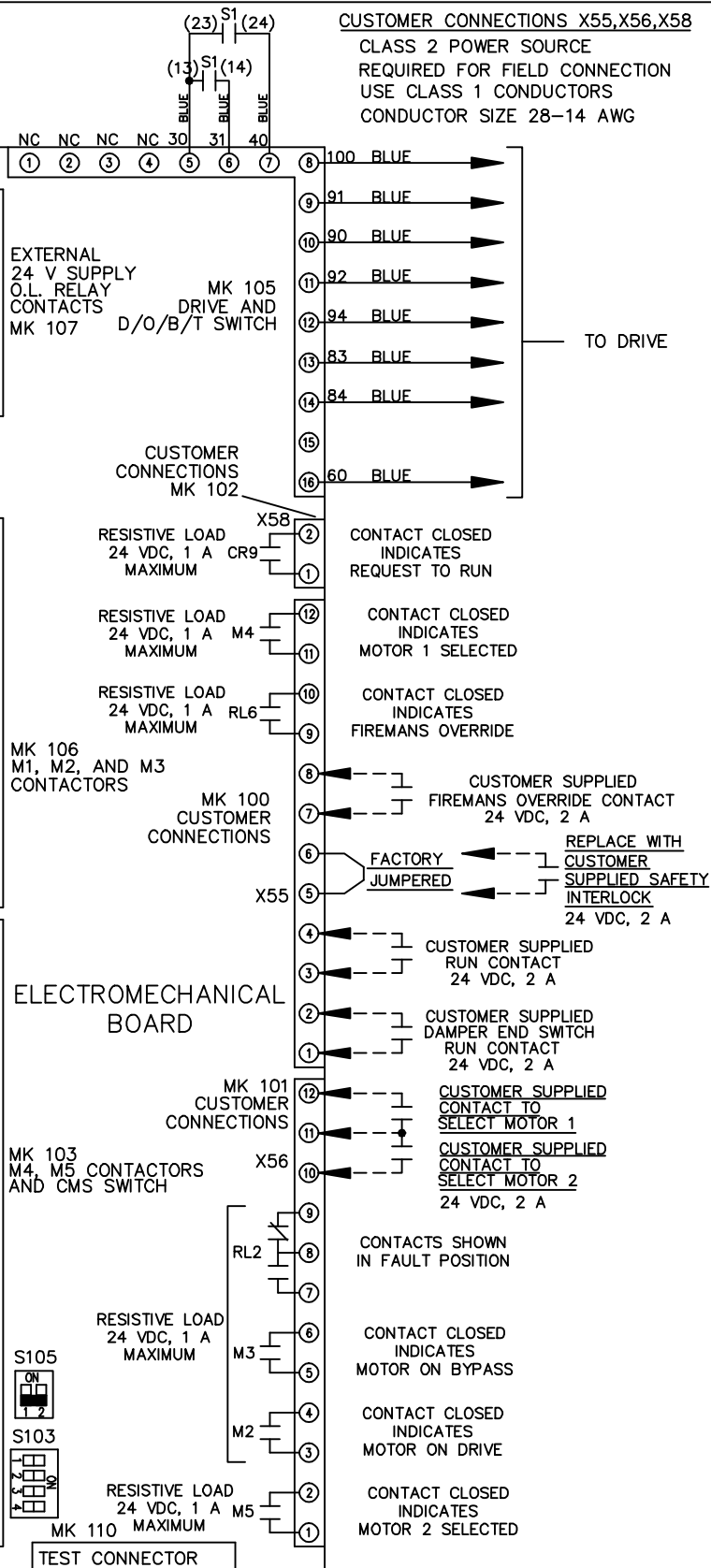
174U9872

REV	A	ECN	SP08066	DATE	10/08
-----	---	-----	---------	------	-------

CONTACT SEQUENCE CHART FOR S1 X INDICATES CONTACT CLOSED	
POSITION	
CONTACT	
13-14	DRIVE
23-24	OFF BYPASS
	X



CONTACT SEQUENCE CHART FOR S2 X INDICATES CONTACT CLOSED	
POSITION	
CONTACT	
11-12	MOTOR 1
13-14	AUTO
21-22	MOTOR 2
23-24	X



CUSTOMER CONNECTIONS X55, X56, X58  
 CLASS 2 POWER SOURCE  
 REQUIRED FOR FIELD CONNECTION  
 USE CLASS 1 CONDUCTORS  
 CONDUCTOR SIZE 28-14 AWG

-NOTICE-  
 THIS DRAWING IS PROPRIETARY AND SHALL NOT  
 BE COPIED OR ITS CONTENTS DISCLOSED TO  
 OUTSIDE PARTIES WITHOUT THE WRITTEN  
 CONSENT OF THE TRANE COMPANY

DRN JNW  
 2/14/07  
 APR

MODEL NAME 208-600VOLT, 2C, MAIN DISC  
 , MAIN FUSE, EMB2, FRAME B2-C1  
 , DVDT, CMS

PAGE 2 OF 2 SIZE A DWG NO. 174U9872

THE TRANE COMPANY  
 A DIVISION OF  
 AMERICAN STANDARD INC.

