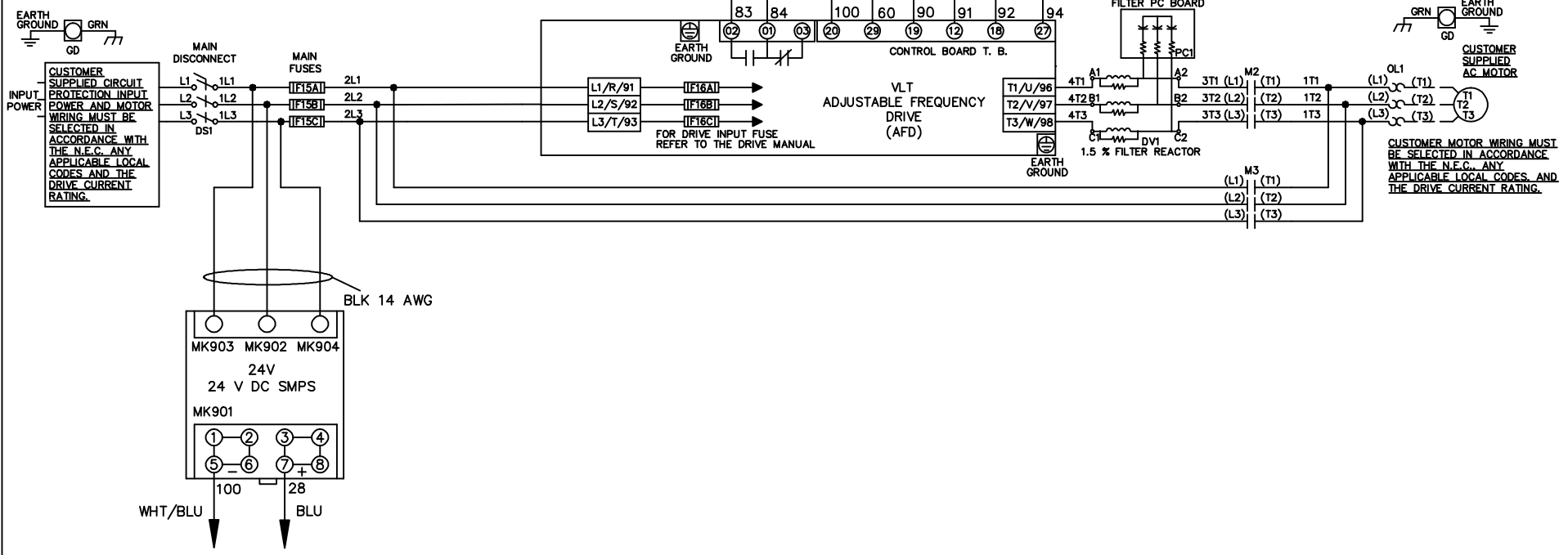


**WIRE COLOR SCHEME**  
 BLACK - LINE VOLTAGE  
 RED - AC CONTROL  
 WHITE - AC GROUND  
 CIRCUIT CONDUCTOR  
 BLUE - DC CONTROL  
 WHT/BLU - DC CONTROL COMMON  
 GREEN - CHASSIS GROUND

\* ALL CONTROL WIRES ARE BLUE EXCEPT WHERE NOTED. TO ELECTROMECHANICAL RELAY BOARD



-NOTICE-

THIS DRAWING IS PROPRIETARY AND SHALL NOT BE COPIED OR ITS CONTENTS DISCLOSED TO OUTSIDE PARTIES WITHOUT THE WRITTEN CONSENT OF THE TRANE COMPANY

DRN JNW 2/14/07	NAME 208-600VOLT, 2C, MAIN DISC , MAIN FUSE, EMB2, FRAME B2-C1 , DVDT, SINGLE MTR	THE TRANE COMPANY A DIVISION OF AMERICAN STANDARD INC.
APR	MODEL	PAGE 1 OF 2
REV	ECN	DATE
A	SP08061	10/08
SIZE A	DWG NO.	174U9896

REV	ECN	DATE
A	SP08066	10/08

CONTACT SEQUENCE CHART FOR S1 X INDICATES CONTACT CLOSED	
POSITION	
CONTACT	
13-14	DRIVE
23-24	OFF
	BYPASS
	X

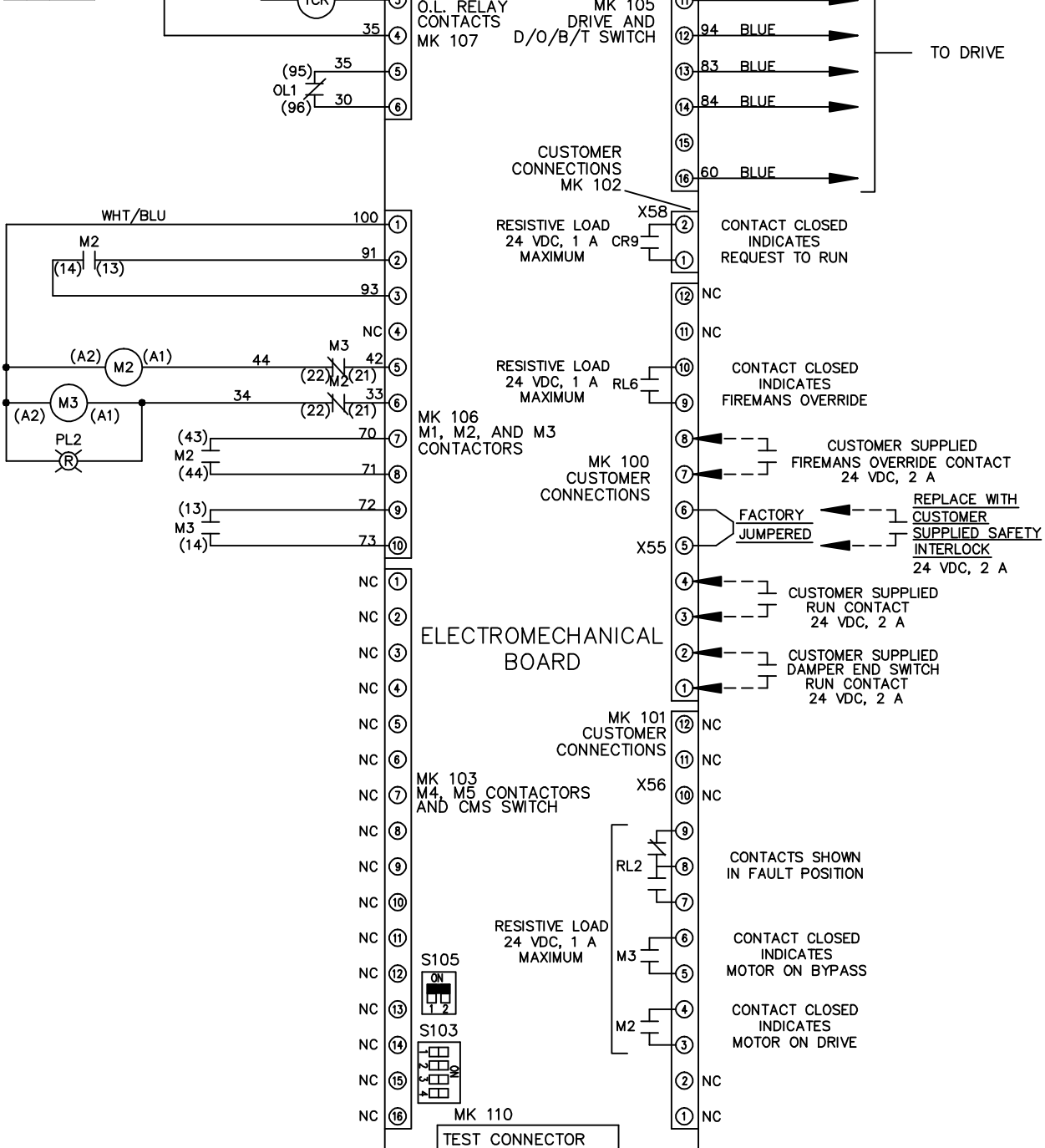
THIS DRAWING IS PROPRIETARY AND SHALL NOT BE COPIED OR ITS CONTENTS DISCLOSED TO OUTSIDE PARTIES WITHOUT THE WRITTEN CONSENT OF THE TRANE COMPANY

DRN JNW  
2/14/07  
APR

NAME 208-600VOLT, 2C, MAIN DISC  
, MAIN FUSE, EMB2, FRAME B2-C1  
, DVDI, SINGLE MTR


MODEL  
PAGE 2 OF 2  
SIZE A  
DWG NO. 174U9896

THE TRANE COMPANY  
A DIVISION OF  
AMERICAN STANDARD INC.

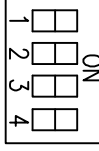


CUSTOMER CONNECTIONS X55, X56, X58  
CLASS 2 POWER SOURCE  
REQUIRED FOR FIELD CONNECTION  
USE CLASS 1 CONDUCTORS  
CONDUCTOR SIZE 28-14 AWG

FACTORY SETTING



S103



CUSTOMER SETTING  
AUTOMATIC BYPASS TIME SELECT  
ONLY # 1 ON 30 SECONDS  
ONLY # 2 ON 60 SEC.  
ONLY # 3 ON 300 SEC  
ALL ON 15 SEC.  
ALL OFF NO AUTO BYPASS (FACTORY DEFAULT)