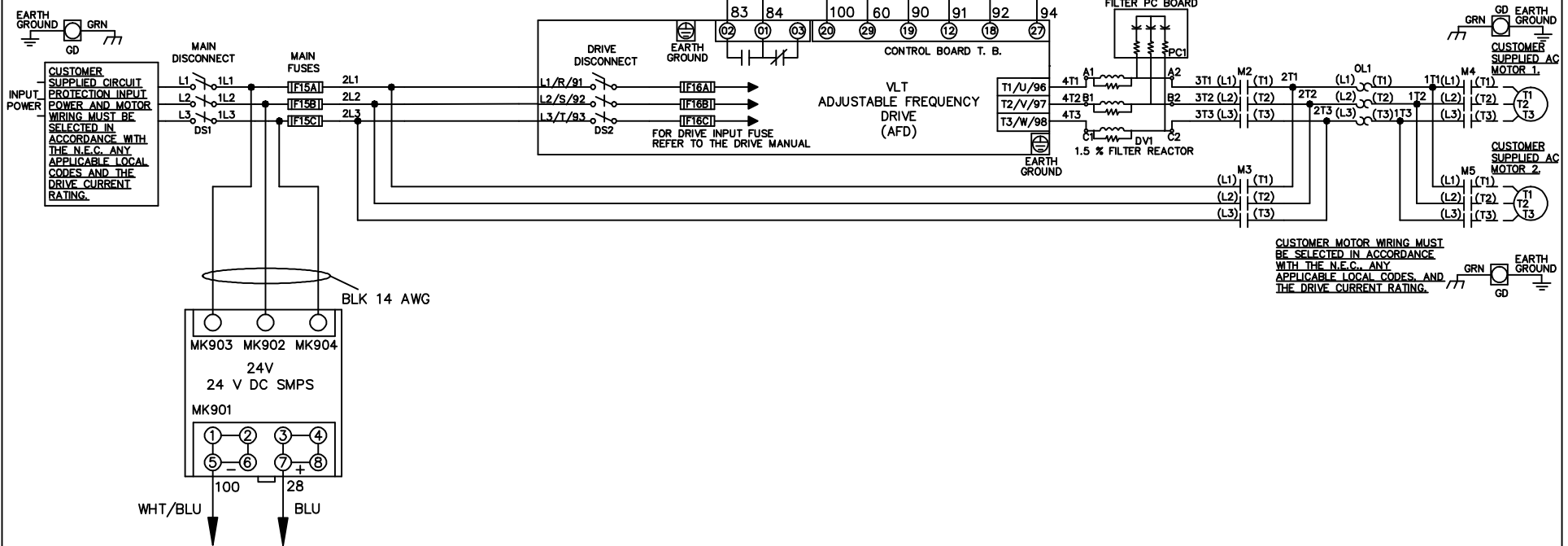
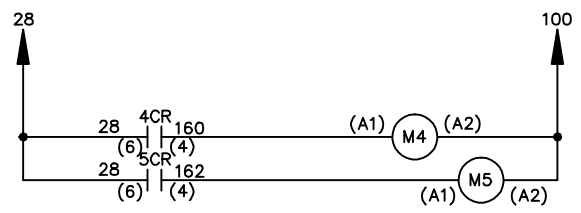


**WIRE COLOR SCHEME**  
 BLACK - LINE VOLTAGE  
 RED - AC CONTROL  
 WHITE - AC GROUND  
 CIRCUIT CONDUCTOR  
 BLUE - DC CONTROL  
 WHT/BLU - DC CONTROL COMMON  
 GREEN - CHASSIS GROUND

\* ALL CONTROL WIRES ARE BLUE EXCEPT WHERE NOTED. TO ELECTROMECHANICAL RELAY BOARD



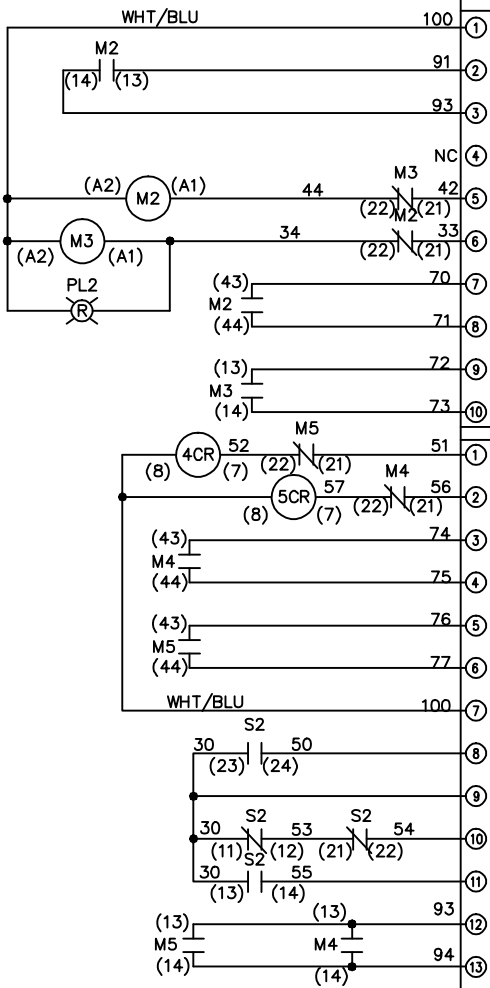
CUSTOMER MOTOR WIRING MUST BE SELECTED IN ACCORDANCE WITH THE N.E.C. ANY APPLICABLE LOCAL CODES AND THE DRIVE CURRENT RATING.



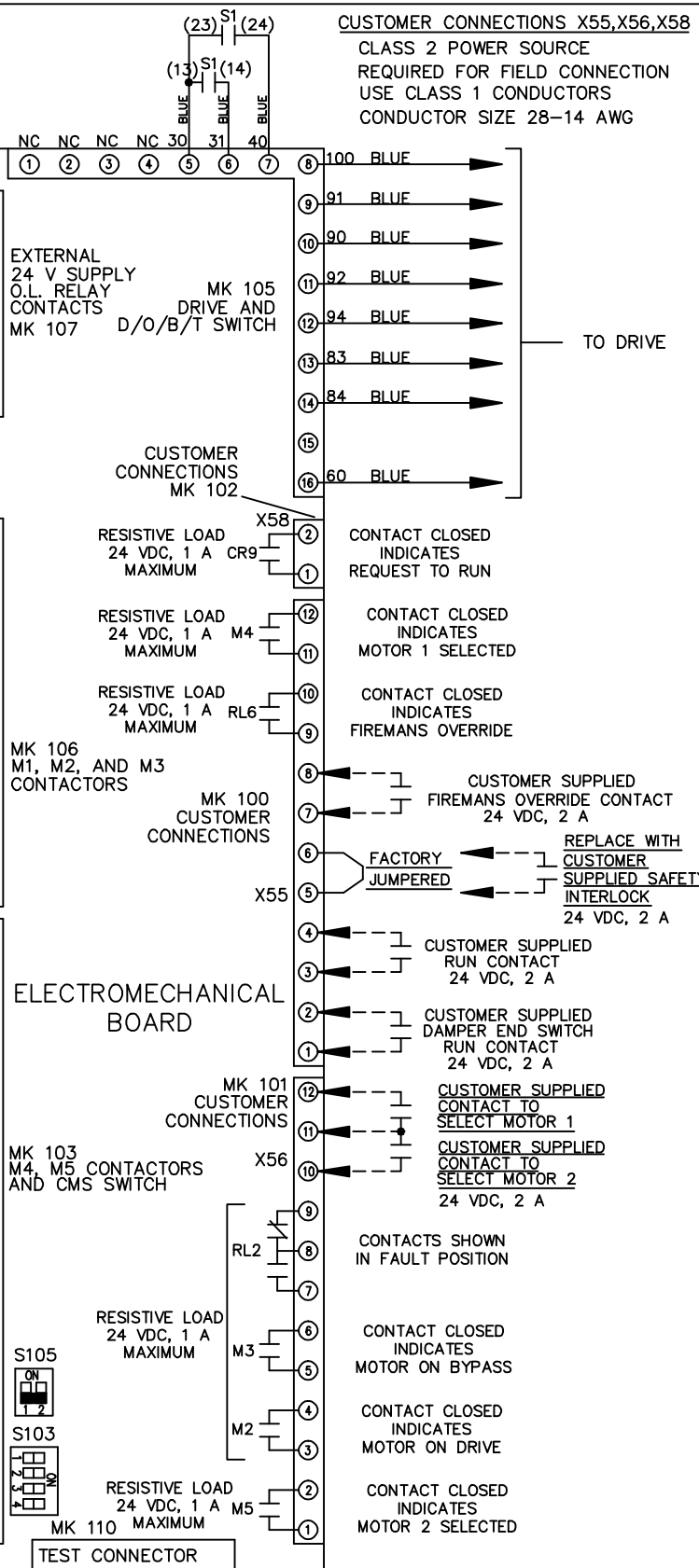
			-NOTICE-		DRN JNW		NAME 208-600VOLT, 2C, MAIN&DRIVE DISC		THE TRANE COMPANY A DIVISION OF AMERICAN STANDARD INC.	
			THIS DRAWING IS PROPRIETARY AND SHALL NOT BE COPIED OR ITS CONTENTS DISCLOSED TO OUTSIDE PARTIES WITHOUT THE WRITTEN CONSENT OF THE TRANE COMPANY		2/14/07		,MAIN FUSE, EMB2, FRAME B2-C1			
A	SP08061	10/08			APR	MODEL	PAGE 1 OF 2	SIZE A	DWG NO.	174U9912
REV	ECN	DATE								

REV	ECN	DATE
A	SP08066	10/08

CONTACT SEQUENCE CHART FOR S1		POSITION
CONTACT		
DRIVE		X
OFF		
BYPASS		X
23-24		

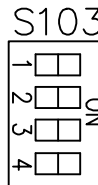



CONTACT SEQUENCE CHART FOR S2		POSITION
CONTACT		
MOTOR 1		X
AUTO		X
MOTOR 2		X
21-22		
23-24		X



CUSTOMER CONNECTIONS X55, X56, X58  
 CLASS 2 POWER SOURCE  
 REQUIRED FOR FIELD CONNECTION  
 USE CLASS 1 CONDUCTORS  
 CONDUCTOR SIZE 28-14 AWG

FACTORY SETTING



CUSTOMER SETTING  
 AUTOMATIC BYPASS TIME SELECT  
 ONLY # 1 ON 30 SECONDS  
 ONLY # 2 ON 60 SEC.  
 ONLY # 3 ON 300 SEC  
 ALL ON 15 SEC.  
 ALL OFF NO AUTO BYPASS (FACTORY DEFAULT)

-NOTICE-

THIS DRAWING IS PROPRIETARY AND SHALL NOT  
 BE COPIED OR ITS CONTENTS DISCLOSED TO  
 OUTSIDE PARTIES WITHOUT THE WRITTEN  
 CONSENT OF THE TRANE COMPANY

DRN JNW  
 2/14/07

NAME 208-600VOLT, 2C, MAIN&DRIVE DISC  
 , MAIN FUSE, EMB2, FRAME B2-C1  
 , DVDT, CMS

THE TRANE COMPANY  
 A DIVISION OF  
 AMERICAN STANDARD INC.

APR

MODEL

PAGE 2 OF 2

SIZE A

DWG NO.

174U9912