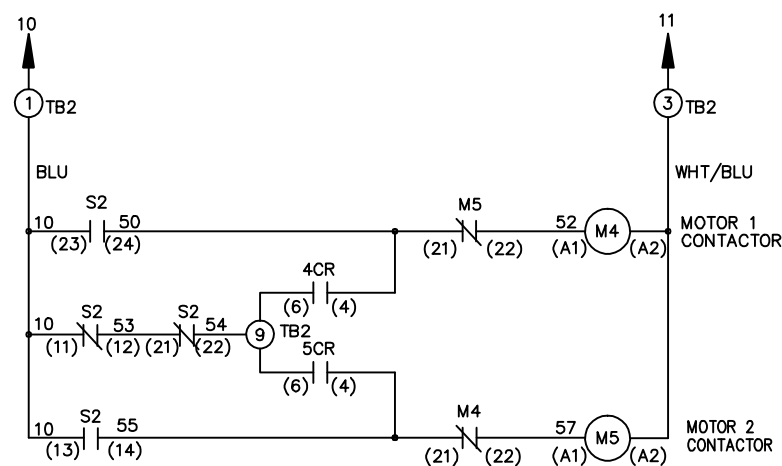
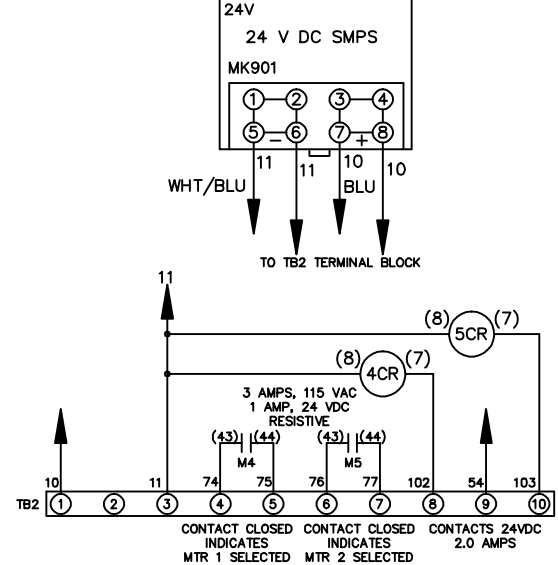
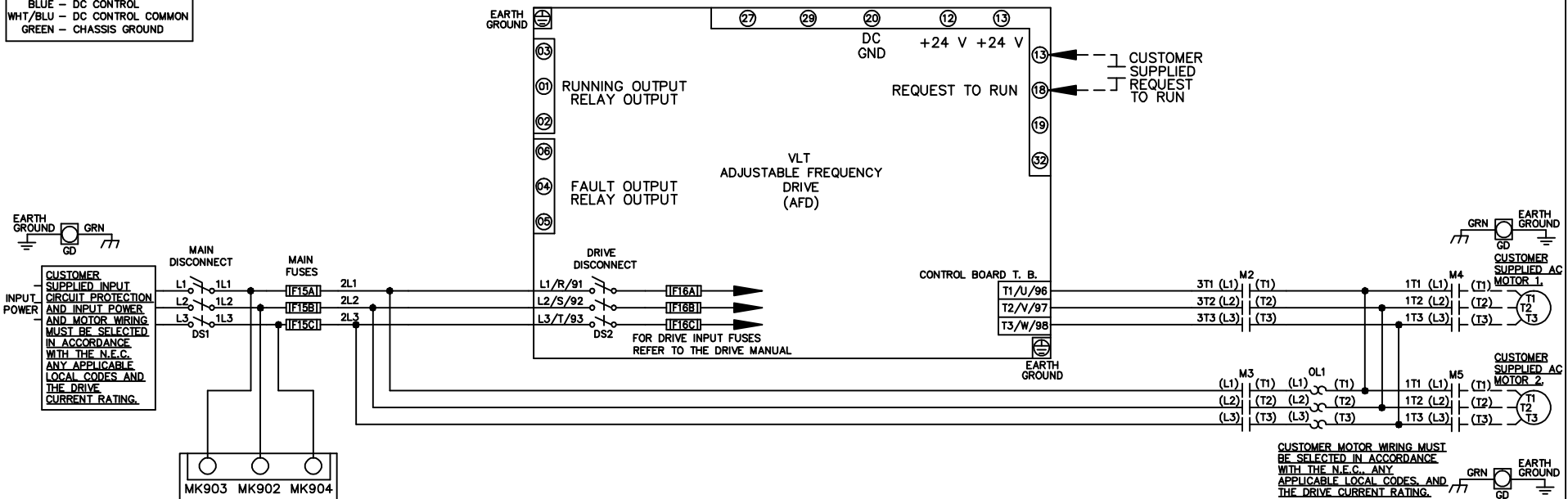


**WIRE COLOR SCHEME**  
 BLACK - LINE VOLTAGE  
 RED - AC CONTROL  
 WHITE - AC GROUND  
 BLUE - DC CONTROL  
 WHT/BLU - DC CONTROL COMMON  
 GREEN - CHASSIS GROUND



CONTACT	MOTOR 1	AUTO	MOTOR 2
11-12	X	X	
13-14			X
21-22		X	X
23-24	X		

-NOTICE-

THIS DRAWING IS PROPRIETARY AND SHALL NOT BE COPIED OR ITS CONTENTS DISCLOSED TO OUTSIDE PARTIES WITHOUT THE WRITTEN CONSENT OF THE TRANE COMPANY

DRN JNW 2/14/07	NAME 208-600VOLT, 2C, MAIN & DRIVE DISC , MAIN FUSE, ECB, FRAME B2-C1 , NO REACTOR & DVDT, CMS	THE TRANE COMPANY A DIVISION OF AMERICAN STANDARD INC.	
APR	MODEL	PAGE 1 OF 2	SIZE A DWG NO. 174U9915

A	SP08061	10/08
REV	ECN	DATE

REV	A	ECN	SP08066	DATE	10/08
-----	---	-----	---------	------	-------

-NOTICE-  
 THIS DRAWING IS PROPRIETARY AND SHALL NOT BE COPIED OR ITS CONTENTS DISCLOSED TO OUTSIDE PARTIES WITHOUT THE WRITTEN CONSENT OF THE TRANE COMPANY

DRN JNW  
 2/14/07  
 APR

NAME 208-600VOLT,2C,MAIN&DRIVE DISC  
 ,MAIN FUSE,ECB,FRAME B2-C1  
 ,NO REACTOR & DVDI,CMS  
 MODEL  
 PAGE 2 OF 2  
 SIZE A  
 DWG NO. 174U9915

THE TRANE COMPANY  
 A DIVISION OF  
 AMERICAN STANDARD INC.

**CUSTOMER CONNECTIONS X56,X57,X59**

CLASS 2 POWER SOURCE  
 REQUIRED FOR FIELD CONNECTION  
 USE CLASS 1 CONDUCTORS  
 CONDUCTOR SIZE 28-14 AWG

