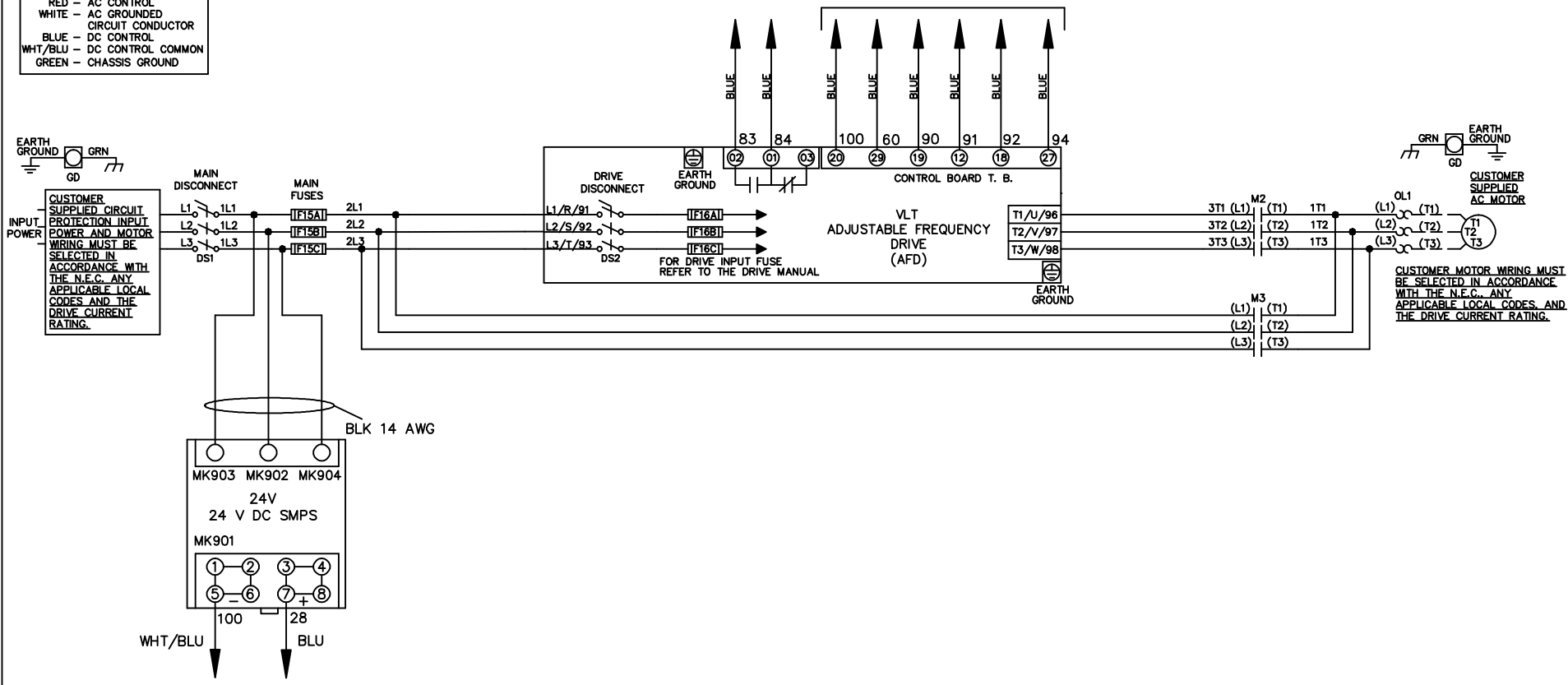


**WIRE COLOR SCHEME**  
 BLACK - LINE VOLTAGE  
 RED - AC CONTROL  
 WHITE - AC GROUNDED  
 CIRCUIT CONDUCTOR  
 BLUE - DC CONTROL  
 WHT/BLU - DC CONTROL COMMON  
 GREEN - CHASSIS GROUND

\* ALL CONTROL WIRES ARE BLUE EXCEPT WHERE NOTED. TO ELECTROMECHANICAL RELAY BOARD



REV	ECN	DATE
A	SP08061	10/08

-NOTICE-  
 THIS DRAWING IS PROPRIETARY AND SHALL NOT  
 BE COPIED OR ITS CONTENTS DISCLOSED TO  
 OUTSIDE PARTIES WITHOUT THE WRITTEN  
 CONSENT OF THE TRANE COMPANY

DRN JNW  
 2/14/07  
 APR

NAME 208-600VOLT, 2C, MAIN & DRIVE DISC  
 , MAIN FUSE, EMB2, FRAME B2-C1  
 , NO REACTOR & DVDT, SINGLE MTR  
 MODEL

THE TRANE COMPANY  
 A DIVISION OF  
 AMERICAN STANDARD INC.  
 PAGE 1 OF 2  
 SIZE A  
 DWG NO. 174U9944

REV	ECN	DATE
A	SP08066	10/08

CONTACT SEQUENCE CHART FOR S1  
X INDICATES CONTACT CLOSED

CONTACT	POSITION
13-14	DRIVE
23-24	OFF
	BYPASS
	X

—NOTICE—  
THIS DRAWING IS PROPRIETARY AND SHALL NOT BE COPIED OR ITS CONTENTS DISCLOSED TO OUTSIDE PARTIES WITHOUT THE WRITTEN CONSENT OF THE TRANE COMPANY

DRN JNW  
2/14/07  
APR

NAME 208-600VOLT, 2C, MAIN&DRIVE DISC  
, MAIN FUSE, EMB2, FRAME B2-C1  
, NO REACTOR & DVDI, SINGLE MTR

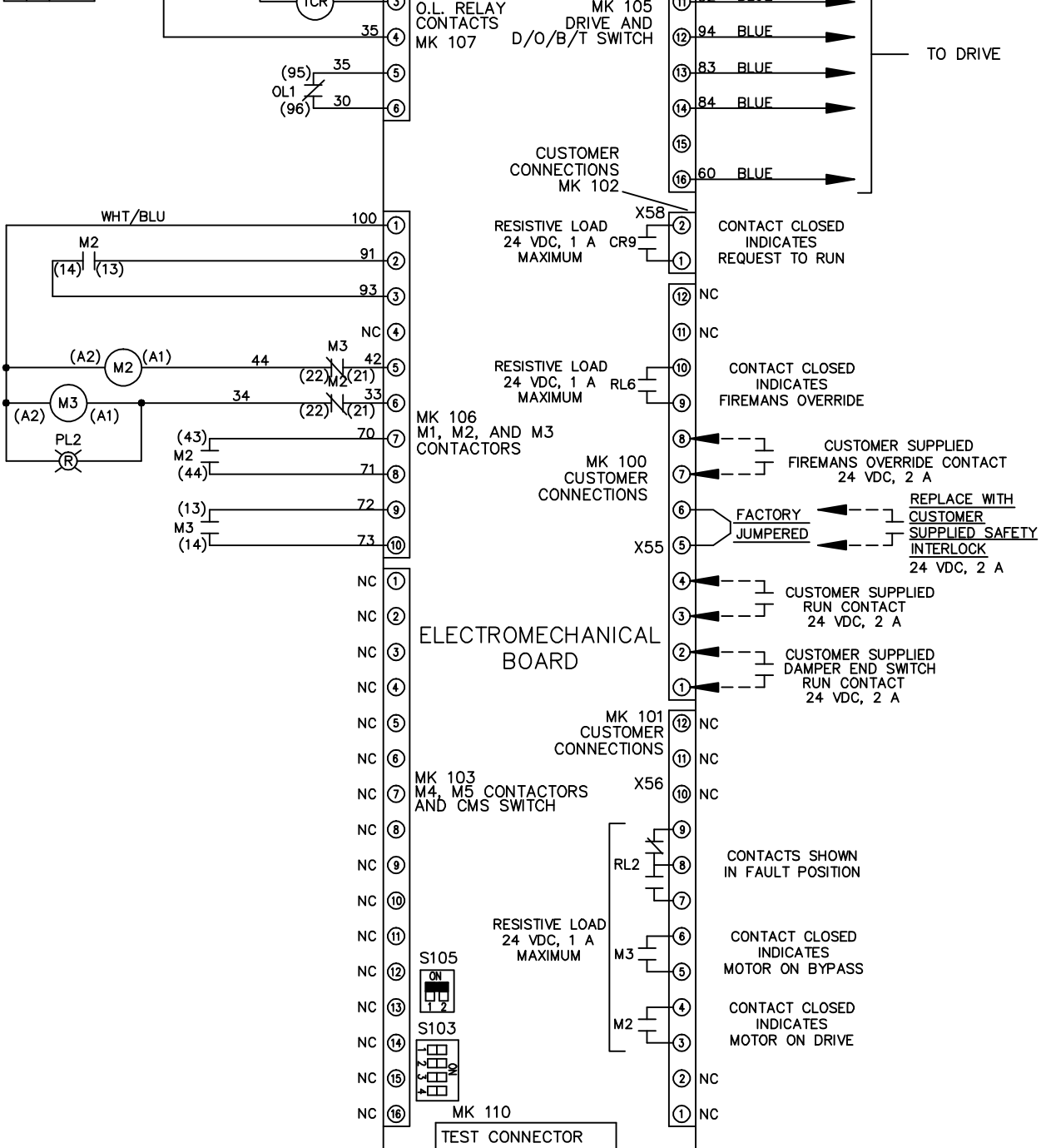
MODEL

PAGE 2 OF 2

SIZE A


DWG NO. 174U9944

THE TRANE COMPANY  
A DIVISION OF  
AMERICAN STANDARD INC.

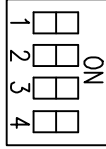


CUSTOMER CONNECTIONS X55, X56, X58  
CLASS 2 POWER SOURCE  
REQUIRED FOR FIELD CONNECTION  
USE CLASS 1 CONDUCTORS  
CONDUCTOR SIZE 28-14 AWG

FACTORY SETTING



S103



CUSTOMER SETTING  
AUTOMATIC BYPASS TIME SELECT

ONLY # 1 ON 30 SECONDS

ONLY # 2 ON 60 SEC.

ONLY # 3 ON 300 SEC

ALL ON 15 SEC.

ALL OFF NO AUTO BYPASS (FACTORY DEFAULT)