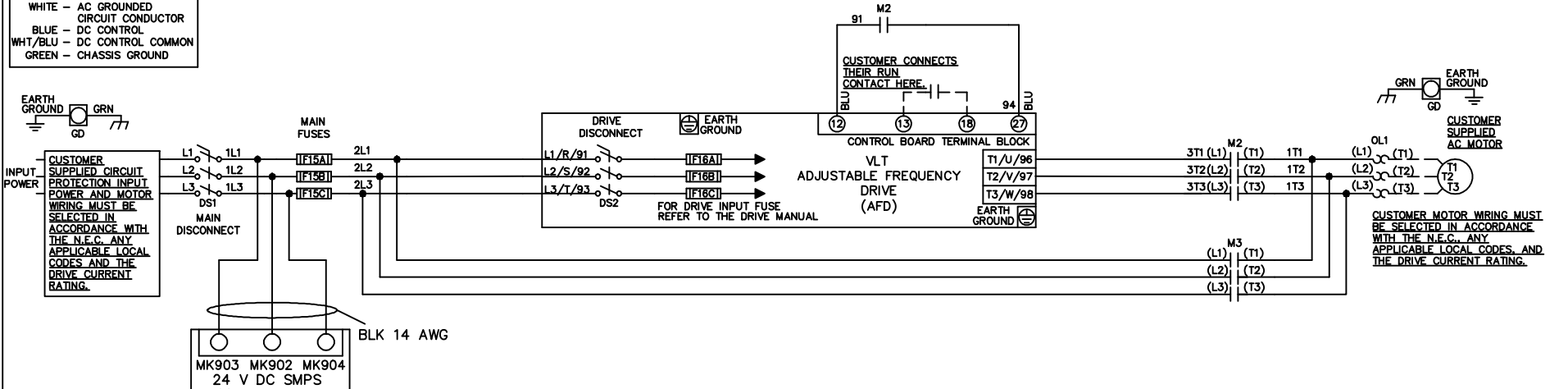


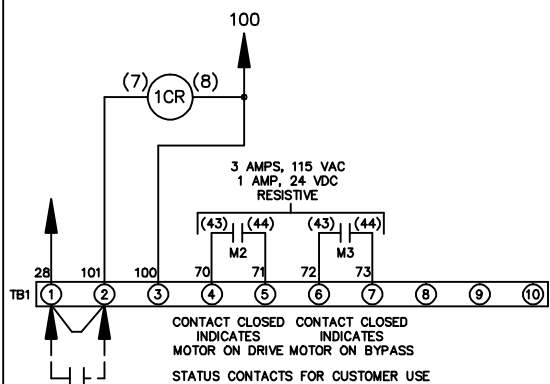
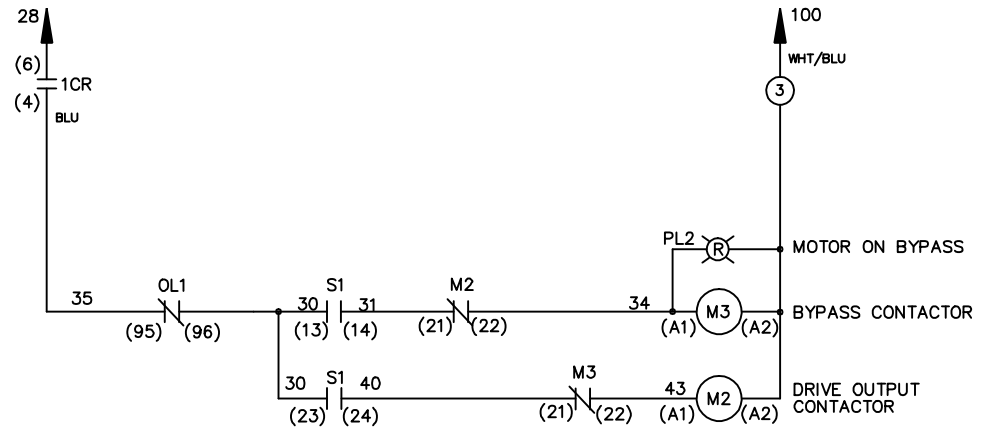
WIRE COLOR SCHEME  
 BLACK - LINE VOLTAGE  
 RED - AC CONTROL  
 WHITE - AC GROUNDED  
 CIRCUIT CONDUCTOR  
 BLUE - DC CONTROL  
 WHT/BLU - DC CONTROL COMMON  
 GREEN - CHASSIS GROUND

\* ALL CONTROL WIRES ARE BLUE EXCEPT WHERE NOTED.



CONTACT SEQUENCE CHART FOR S1  
 X INDICATES CONTACT CLOSED

| POSITION      | DRIVE | OFF | BYPASS |
|---------------|-------|-----|--------|
| CONTACT 13-14 |       |     | X      |
| CONTACT 23-24 | X     |     |        |



CUSTOMER SUPPLIED SAFETY INTERLOCK, FACTORY JUMPERED 24 VDC, 2 A

WARNING DO NOT CONNECT ANY EXTERNAL DEVICES TO 28, 101, AND 100

|          |         |       |                   |   |             |  |                  |
|----------|---------|-------|-------------------|---|-------------|--|------------------|
| -NOTICE- |         |       | DRNJNW<br>2/14/07 | NAME208-600VOLT,2C,MAIN&DRIVE DISC<br>,MAIN FUSE,EMB,FRAME B2-C1<br>,NO REACTOR & DVDT,SINGLE MTR |             | THE TRANE COMPANY<br>A DIVISION OF<br>AMERICAN STANDARD INC. |                  |
| A        | SP08061 | 10/08 | APR               | MODEL   | PAGE 1 OF 1 | SIZE A   | DWG NO. 174U9946 |
| REV      | ECN     | DATE  |                   |   |             |  |                  |