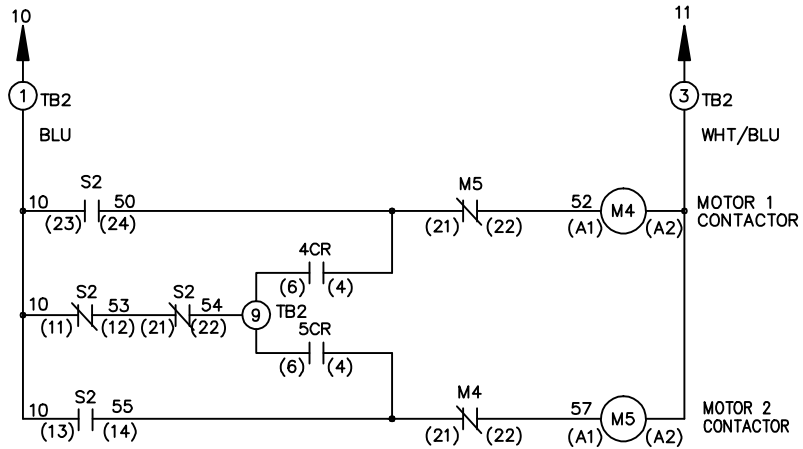
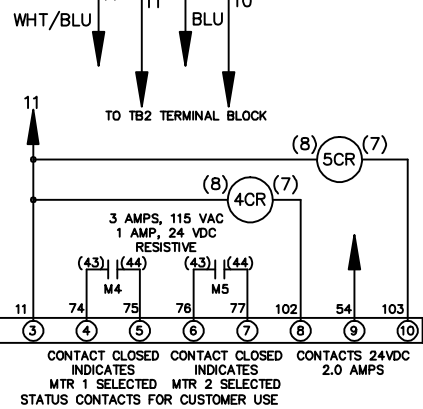
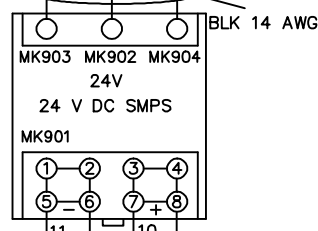
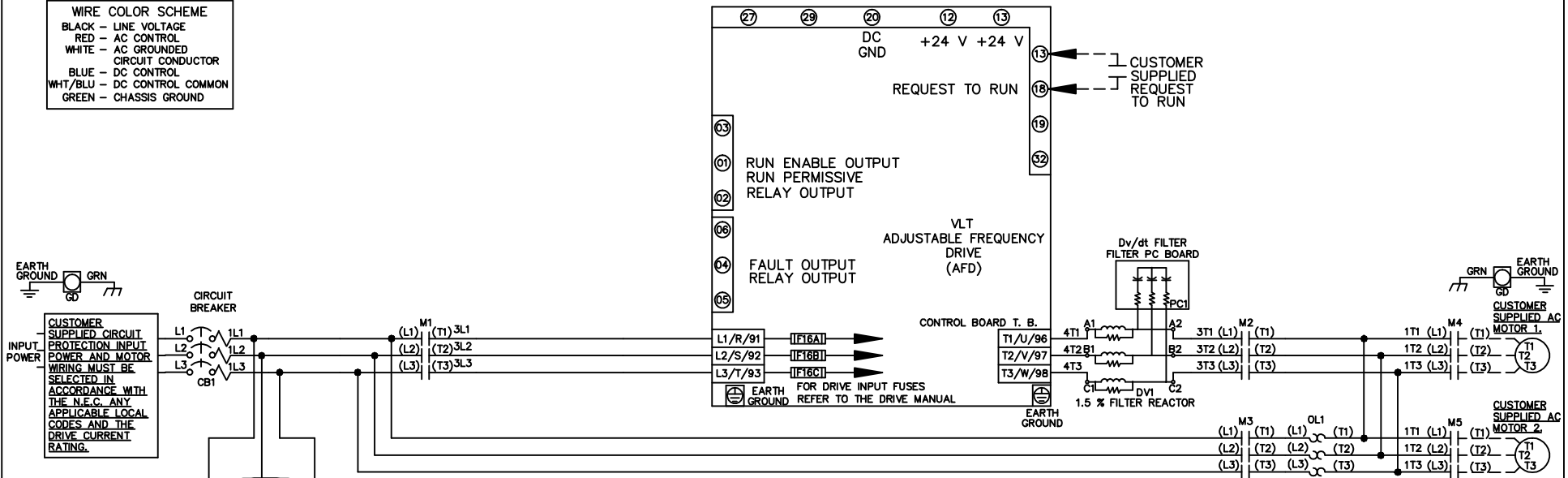


**WIRE COLOR SCHEME**  
 BLACK - LINE VOLTAGE  
 RED - AC CONTROL  
 WHITE - AC GROUNDED  
 CIRCUIT CONDUCTOR  
 BLUE - DC CONTROL  
 WHT/BLU - DC CONTROL COMMON  
 GREEN - CHASSIS GROUND



CUSTOMER MOTOR WIRING MUST BE SELECTED IN ACCORDANCE WITH THE N.E.C. ANY APPLICABLE LOCAL CODES AND THE DRIVE CURRENT RATING.

CONTACT SEQUENCE CHART FOR S2  
 X INDICATES CONTACT CLOSED

POSITION	MOTOR 1	AUTO	MOTOR 2
11-12	X	X	
13-14			X
21-22		X	X
23-24	X		

-NOTICE-			DRN JNW 2/14/07		NAME 208-600VOLT,3C,CB ,DRIVE FUSE,ECB,FRAME B2-C1 ,DVDT,CMS			THE TRANE COMPANY A DIVISION OF AMERICAN STANDARD INC.	
A	SP08061	10/08	APR		MODEL	PAGE 1 OF 2	SIZE A	DWG NO.	174U9951
REV	ECN	DATE	THIS DRAWING IS PROPRIETARY AND SHALL NOT BE COPIED OR ITS CONTENTS DISCLOSED TO OUTSIDE PARTIES WITHOUT THE WRITTEN CONSENT OF THE TRANE COMPANY						

REV	ECN	DATE
A	SP08066	10/08

THIS DRAWING IS PROPRIETARY AND SHALL NOT BE COPIED OR ITS CONTENTS DISCLOSED TO OUTSIDE PARTIES WITHOUT THE WRITTEN CONSENT OF THE TRANE COMPANY

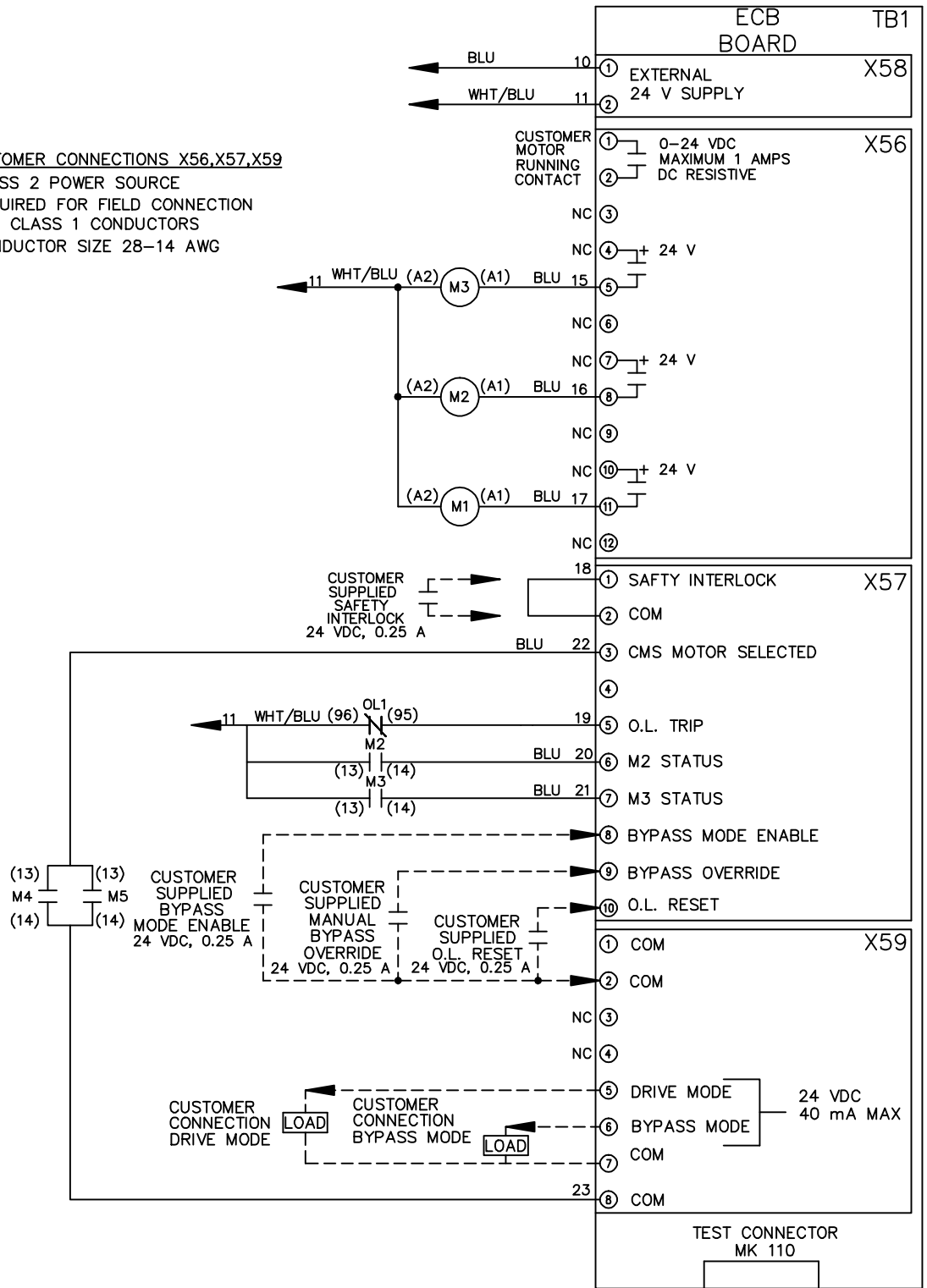
DRN JNW  
 2/14/07  
 APR

NAME 208-600VOLT,3C,CB  
 ,DRIVE FUSE,ECB,FRAME B2-C1  
 ,DVDT,CMS

MODEL  
 PAGE 2 OF 2  
 SIZE A  
 DWG NO. 174U9951

THE TRANE COMPANY  
 A DIVISION OF  
 AMERICAN STANDARD INC.

**CUSTOMER CONNECTIONS X56,X57,X59**  
 CLASS 2 POWER SOURCE  
 REQUIRED FOR FIELD CONNECTION  
 USE CLASS 1 CONDUCTORS  
 CONDUCTOR SIZE 28-14 AWG



- NOTICE -