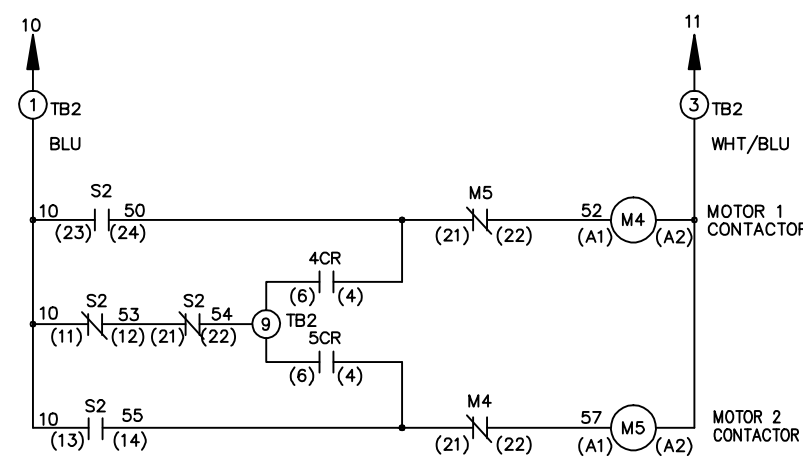
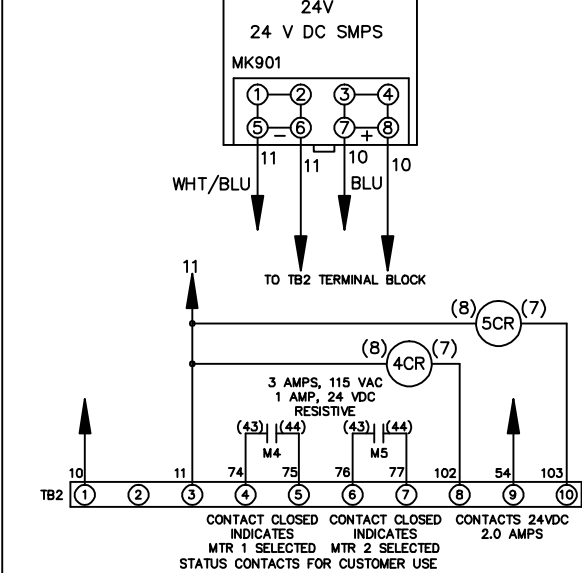
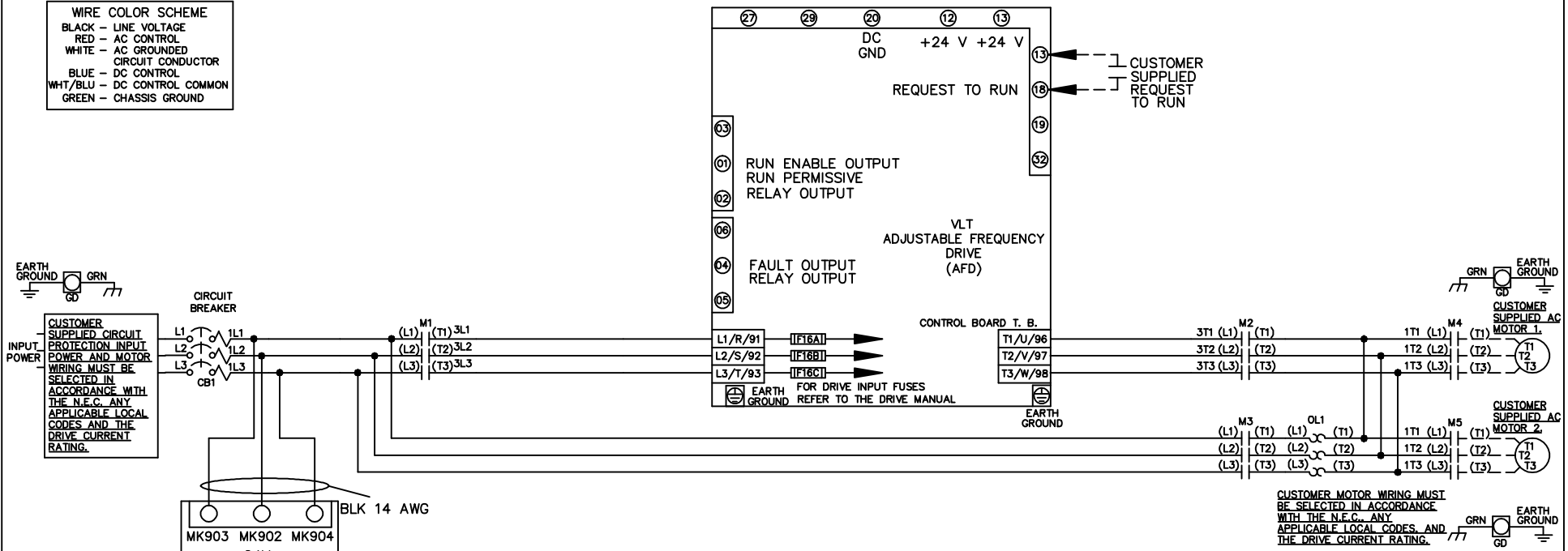


**WIRE COLOR SCHEME**  
 BLACK - LINE VOLTAGE  
 RED - AC CONTROL  
 WHITE - AC GROUNDED  
 CIRCUIT CONDUCTOR  
 BLUE - DC CONTROL  
 WHT/BLU - DC CONTROL COMMON  
 GREEN - CHASSIS GROUND



CONTACT SEQUENCE CHART FOR S2  
 X INDICATES CONTACT CLOSED

| POSITION | MOTOR 1 | AUTO | MOTOR 2 |
|----------|---------|------|---------|
| 11-12    | X       | X    |         |
| 13-14    |         |      | X       |
| 21-22    |         | X    | X       |
| 23-24    | X       |      |         |

-NOTICE-

THIS DRAWING IS PROPRIETARY AND SHALL NOT BE COPIED OR ITS CONTENTS DISCLOSED TO OUTSIDE PARTIES WITHOUT THE WRITTEN CONSENT OF THE TRANE COMPANY

|     |         |       |                    |  |  |
|-----|---------|-------|--------------------|--|--|
| A   | SP08061 | 10/08 | DRN JNW<br>2/14/07 | NAME 208-600VOLT, 3C, CB<br>,DRIVE FUSE, ECB, FRAME B2-C1<br>,NO REACTOR & DVDT, CMS | THE TRANE COMPANY<br>A DIVISION OF<br>AMERICAN STANDARD INC. |
| REV | ECN     | DATE  | APR                | MODEL  | PAGE 1 OF 2  |
|     |         |       |                    |  | SIZE A DWG NO. 174U9955                                      |

|     |         |       |
|-----|---------|-------|
| REV | ECN     | DATE  |
| A   | SP08066 | 10/08 |

THIS DRAWING IS PROPRIETARY AND SHALL NOT BE COPIED OR ITS CONTENTS DISCLOSED TO OUTSIDE PARTIES WITHOUT THE WRITTEN CONSENT OF THE TRANE COMPANY

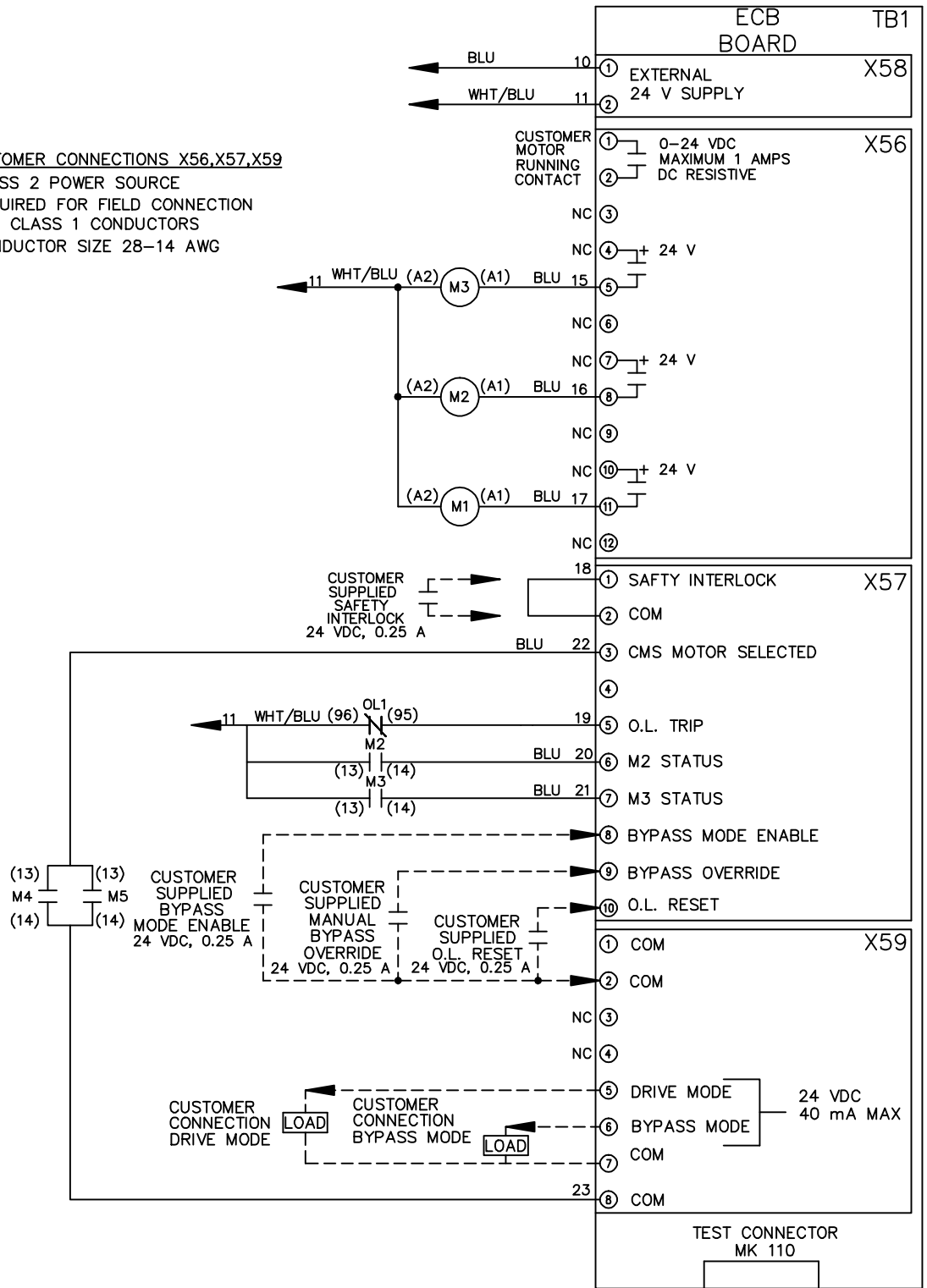
DRN JNW  
 2/14/07  
 APR

NAME 208-600VOLT,3C,CB  
 DRIVE FUSE,ECB,FRAME B2-C1  
 , NO REACTOR & DVDI,CMS

MODEL  
 PAGE 2 OF 2  
 SIZE A  
 DWG NO. 174U9955

**CUSTOMER CONNECTIONS X56,X57,X59**  
 CLASS 2 POWER SOURCE  
 REQUIRED FOR FIELD CONNECTION  
 USE CLASS 1 CONDUCTORS  
 CONDUCTOR SIZE 28-14 AWG

- NOTICE -



THE TRANE COMPANY  
 A DIVISION OF  
 AMERICAN STANDARD INC.