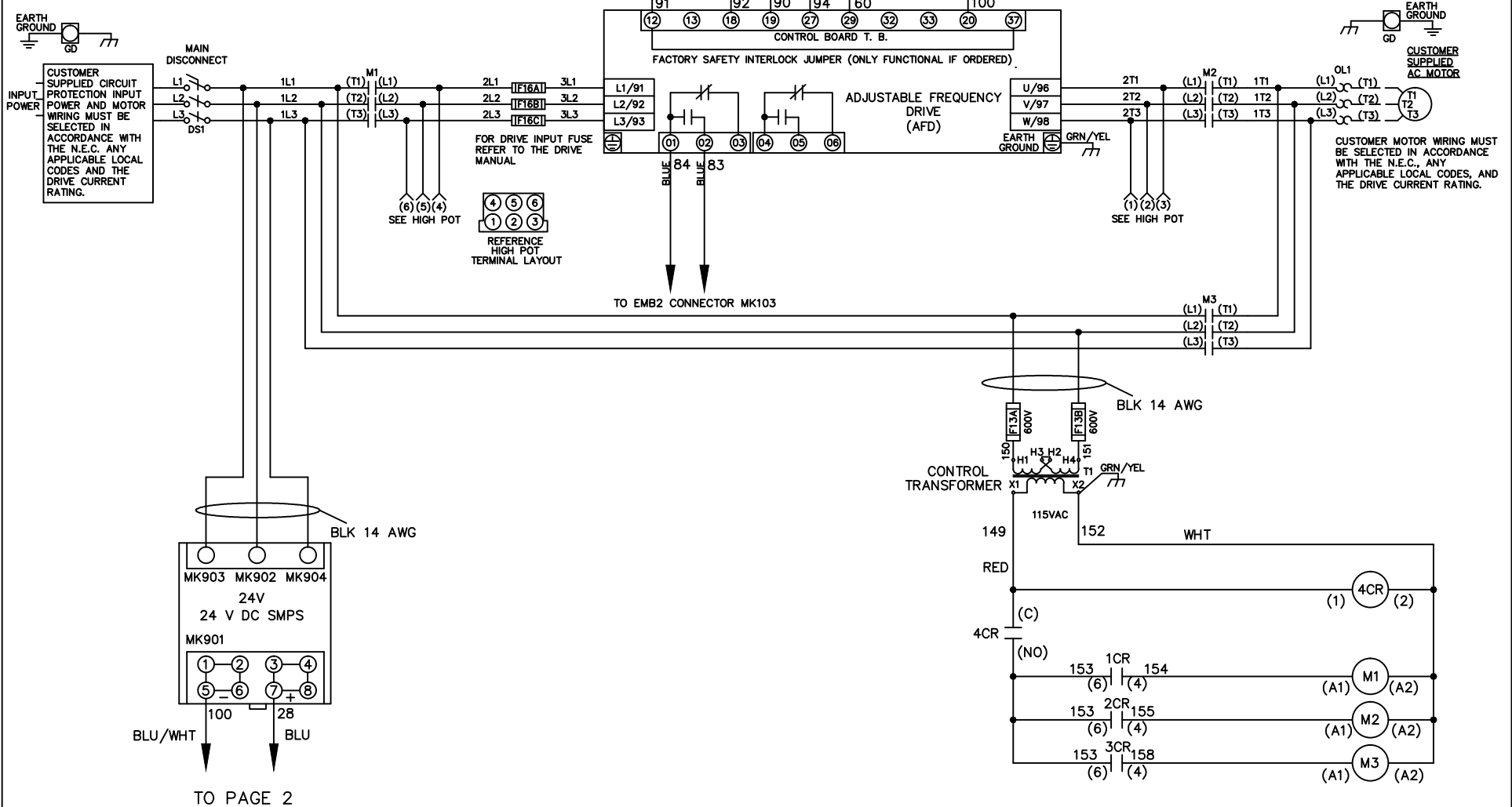


**WIRE COLOR SCHEME**  
 BLACK - LINE VOLTAGE  
 RED - AC CONTROL  
 WHITE - AC GROUNDED  
 CIRCUIT CONDUCTOR  
 BLUE - DC CONTROL  
 WHT/BLU - DC CONTROL COMMON  
 GREEN - CHASSIS GROUND



-NOTICE-

THIS DRAWING IS PROPRIETARY AND SHALL NOT BE COPIED OR ITS CONTENTS DISCLOSED TO OUTSIDE PARTIES WITHOUT THE WRITTEN CONSENT OF THE TRANE COMPANY

DRN JNW  
3/2/11

APR

NAMEDWG,P5,  
EMB2,NFD,  
460V

MODEL

**THE TRANE COMPANY**  
A DIVISION OF  
AMERICAN STANDARD INC.

002	LP11061	9/23/11
REV	ECN	DATE

PAGE 1 OF 2

SIZE A

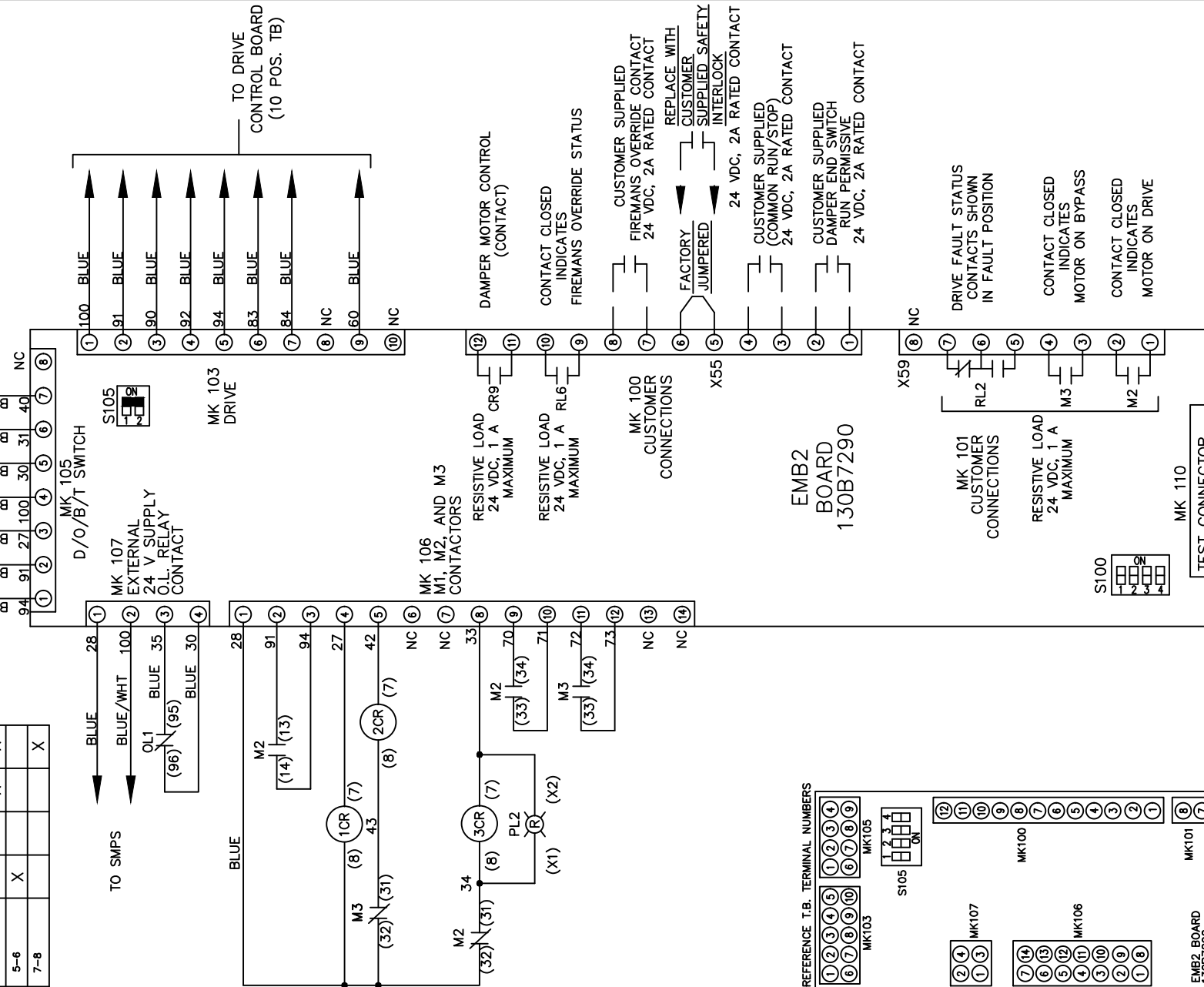
DWG NO.

177R0310

CONTACT SEQUENCE CHART FOR S1  
X INDICATES CONTACT CLOSED

POSITION	DRIVE	OFF	BYPASS	TEST
CONTACT	X			X
1-2			X	
3-4	X			X
5-6	X			
7-8				X

CUSTOMER CONNECTIONS X55,X59  
CLASS 2 POWER SOURCE  
REQUIRED FOR FIELD CONNECTION  
USE CLASS 1 CONDUCTORS  
CONDUCTOR SIZE 28-14 AWG



TEST CONNECTOR S105

1	NO FUNCTION
2	NO FUNCTION
3	COMMON RUN/STOP
4	RUN PERMISSIVE

ON

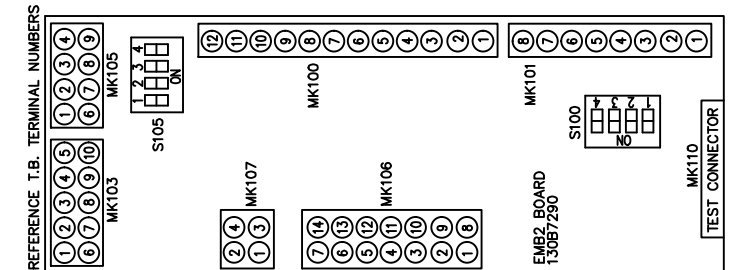
TEST CONNECTOR S100

1	NO FUNCTION
2	NO FUNCTION
3	COMMON RUN/STOP
4	RUN PERMISSIVE

ON

CUSTOMER SETTING  
AUTOMATIC BYPASS TIME SELECT

ONLY # 1 ON 30 SECONDS  
ONLY # 2 ON 60 SEC.  
ONLY # 3 ON 300 SEC  
ALL ON 15 SEC.



EMB2 BOARD  
130B7290

-NOTICE-

THIS DRAWING IS PROPRIETARY AND SHALL NOT BE COPIED OR ITS CONTENTS DISCLOSED TO OUTSIDE PARTIES WITHOUT THE WRITTEN CONSENT OF THE TRANE COMPANY

DRN JNW  
3/2/11

NAMEDWG,P5,  
EMB2,NFD,  
460V

THE TRANE COMPANY  
A DIVISION OF  
AMERICAN STANDARD INC.

002	LP11061	9/23/11
REV	ECN	DATE

APR	MODEL	PAGE 2 OF 2	SIZE A	DWG NO. 177R0310
-----	-------	-------------	--------	------------------