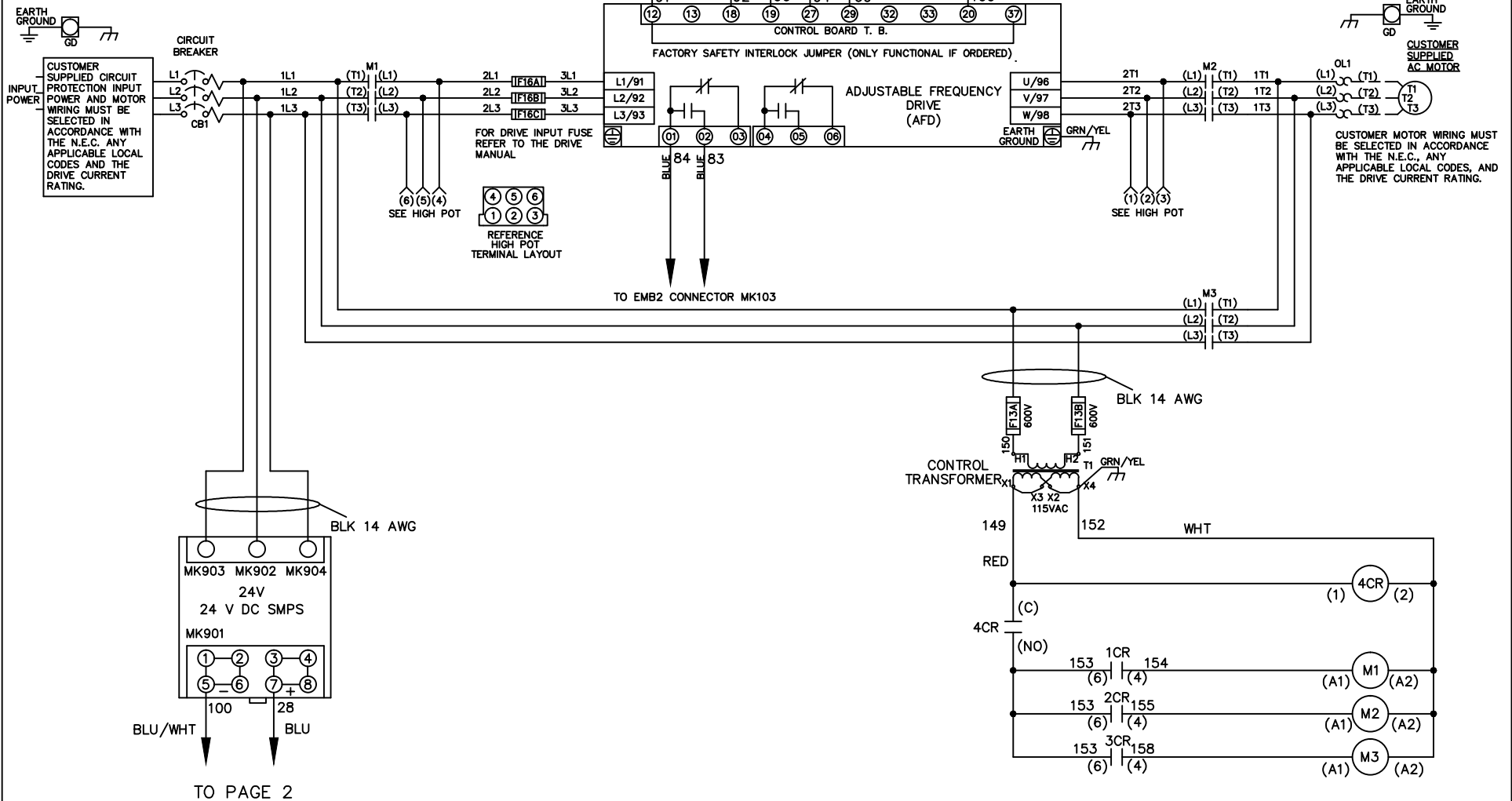


WIRE COLOR SCHEME
 BLACK - LINE VOLTAGE
 RED - AC CONTROL
 WHITE - AC GROUNDED
 CIRCUIT CONDUCTOR
 BLUE - DC CONTROL
 WHT/BLU - DC CONTROL COMMON
 GREEN - CHASSIS GROUND

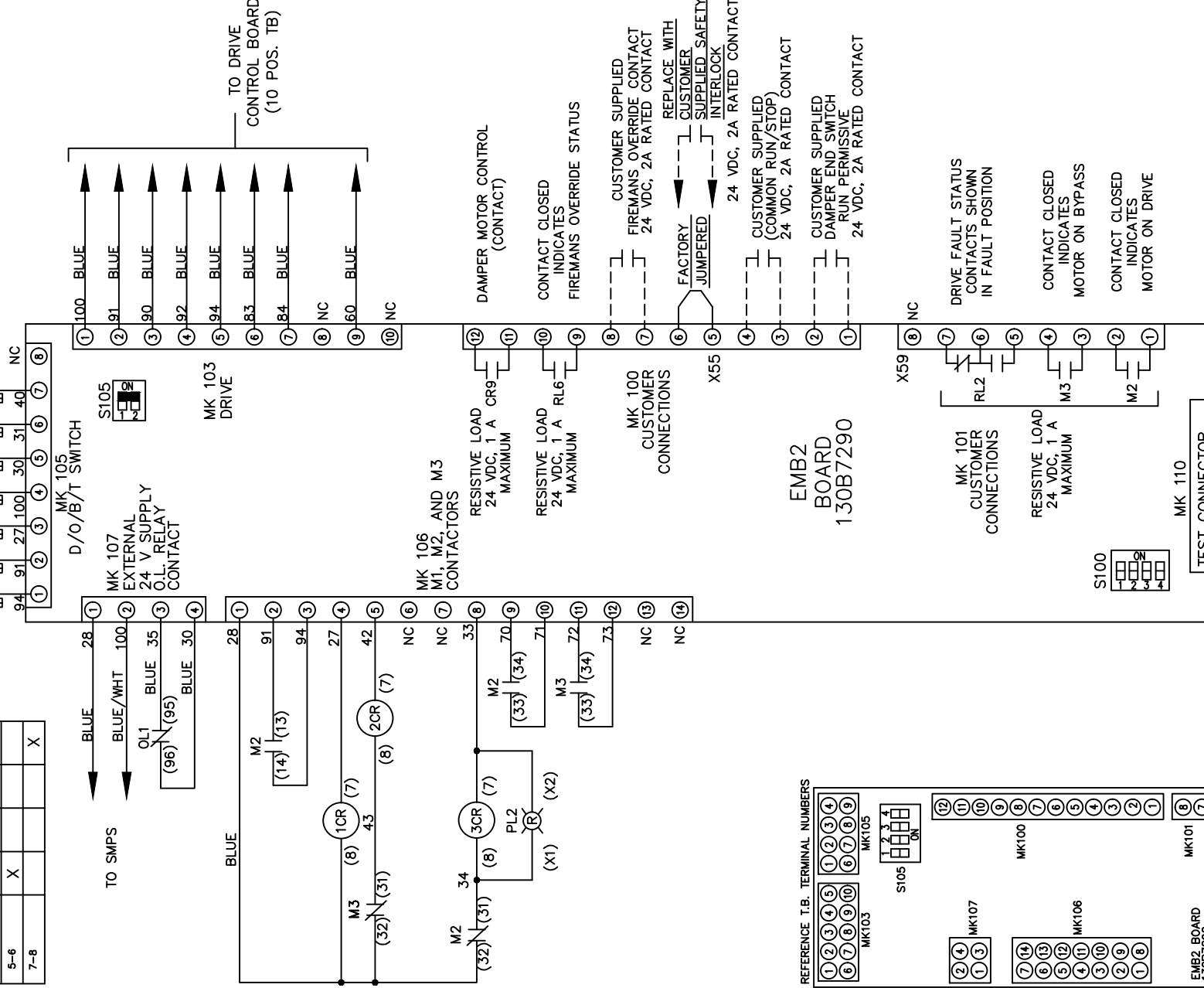


			-NOTICE-	DRN JNW	NAMEDWG,P5, EMB2,CB, 600V		THE TRANE COMPANY A DIVISION OF AMERICAN STANDARD INC.	
			THIS DRAWING IS PROPRIETARY AND SHALL NOT BE COPIED OR ITS CONTENTS DISCLOSED TO OUTSIDE PARTIES WITHOUT THE WRITTEN CONSENT OF THE TRANE COMPANY	3/2/11				
002	LP11061	9/26/11		APR	MODEL	PAGE 1 OF 2	SIZE A	DWG NO. 177R0319
REV	ECN	DATE						

CONTACT SEQUENCE CHART FOR S1
X INDICATES CONTACT CLOSED

POSITION	DRIVE	OFF	BYPASS	TEST
CONTACT	X			X
1-2	X		X	X
3-4	X			
5-6	X			
7-8				X

CUSTOMER CONNECTIONS X55,X59
CLASS 2 POWER SOURCE
REQUIRED FOR FIELD CONNECTION
USE CLASS 1 CONDUCTORS
CONDUCTOR SIZE 28-14 AWG



TO DRIVE CONTROL BOARD (10 POS. TB)

DAMPER MOTOR CONTROL (CONTACT)

CONTACT CLOSED INDICATES FIREMANS OVERRIDE STATUS

CUSTOMER SUPPLIED FIREMANS OVERRIDE CONTACT 24 VDC, 2A RATED CONTACT

REPLACE WITH CUSTOMER SUPPLIED INTERLOCK

24 VDC, 2A RATED CONTACT

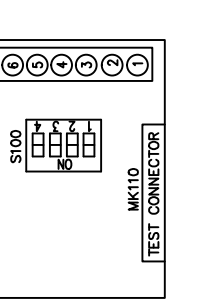
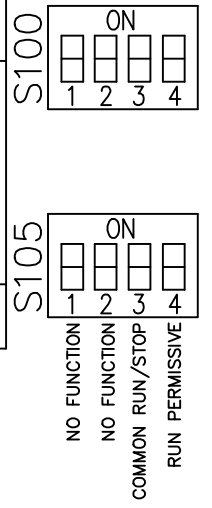
CUSTOMER SUPPLIED (COMMON RUN/STOP) 24 VDC, 2A RATED CONTACT

CUSTOMER SUPPLIED DAMPER END SWITCH RUN PERMISSIVE 24 VDC, 2A RATED CONTACT

DRIVE FAULT STATUS CONTACTS SHOWN IN FAULT POSITION

CONTACT CLOSED INDICATES MOTOR ON BYPASS

CONTACT CLOSED INDICATES MOTOR ON DRIVE



-NOTICE-

THIS DRAWING IS PROPRIETARY AND SHALL NOT BE COPIED OR ITS CONTENTS DISCLOSED TO OUTSIDE PARTIES WITHOUT THE WRITTEN CONSENT OF THE TRANE COMPANY

DRN JNW
3/2/11
APR

NAMEDWG,P5,
EMB2,CB,
600V

THE TRANE COMPANY
A DIVISION OF
AMERICAN STANDARD INC.

002	LP11061	9/26/11
REV	ECN	DATE

MODEL PAGE 2 OF 2 SIZE A DWG NO. 177R0319