

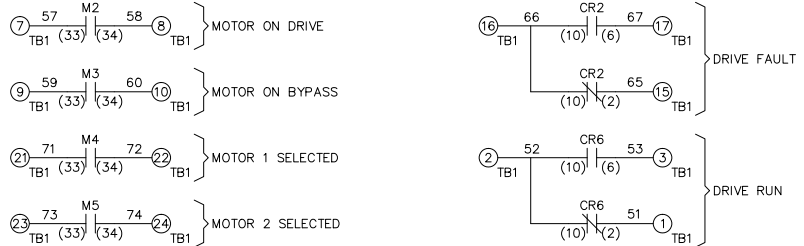
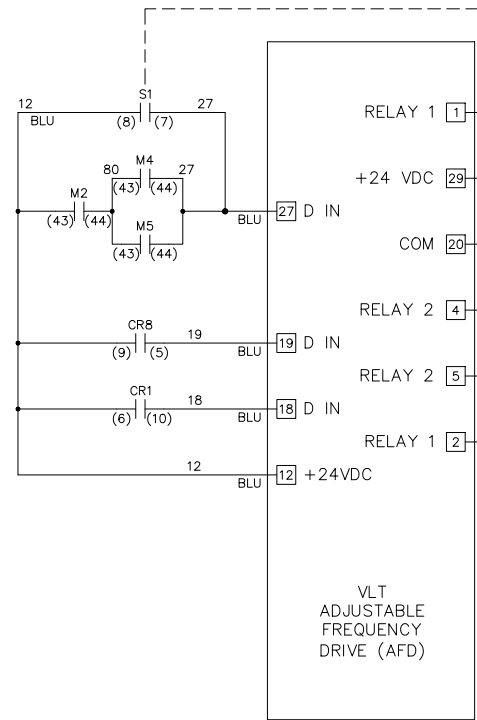
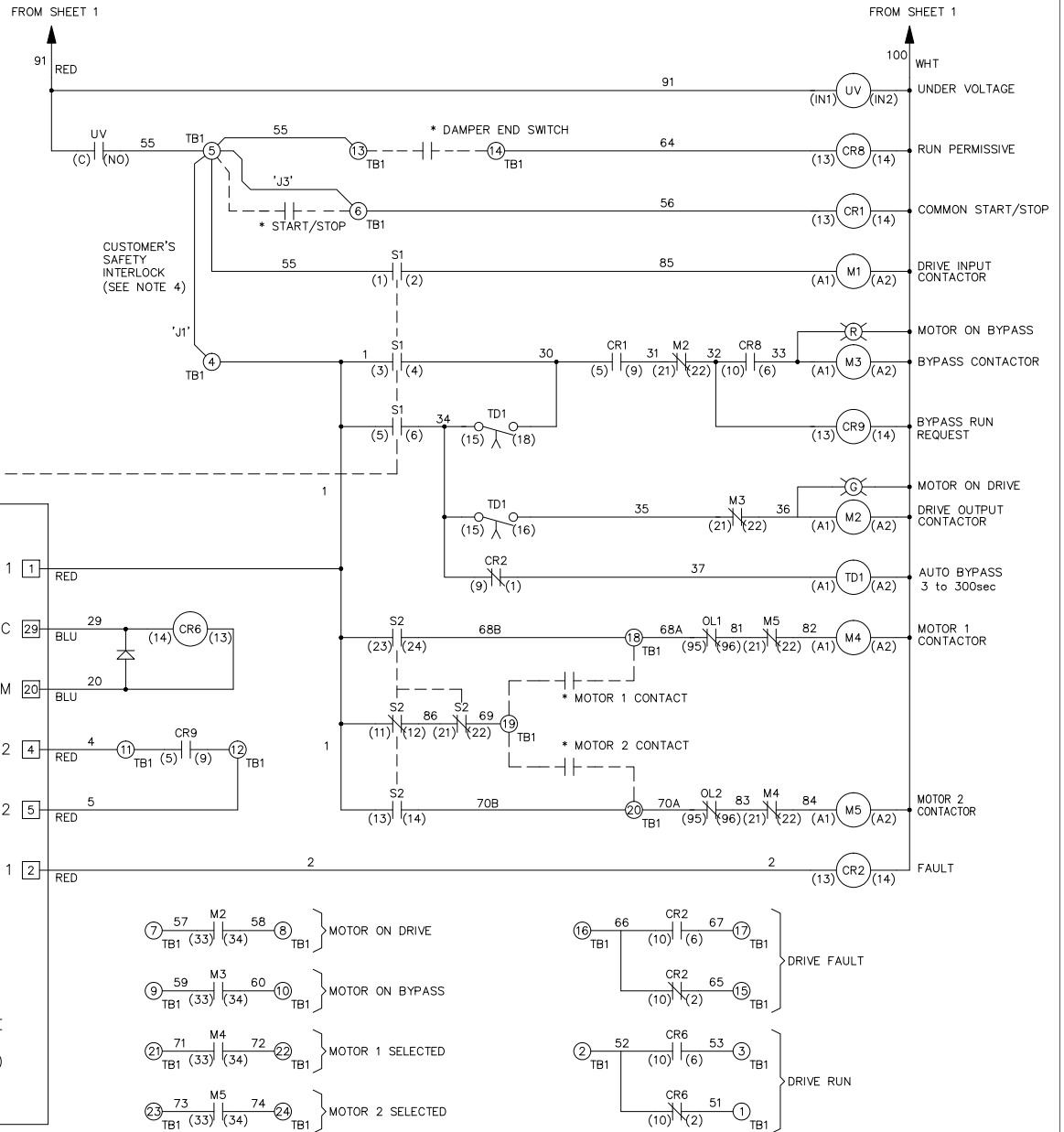
| WIRE COLOR SCHEME | |
|-------------------|------------------|
| BLACK | - LINE VOLTAGE |
| RED | - AC CONTROL |
| WHITE | - AC GROUNDED |
| BLUE | - DC CONTROL |
| GREEN | - CHASSIS GROUND |

| TERMINAL IDENTIFICATION | |
|-------------------------|---------------------|
| X | - DRIVE TERMINAL |
| ⊗ | - CUSTOMER TERMINAL |

| CUSTOMER DRY CONTACT RATINGS | |
|------------------------------|---------------------------------|
| RELAY | CONTACT RATING |
| CR1, CR2, CR6, CR8, CR9 | 5A @ 120VAC 1/10 HP @ 120VAC |
| M1, M2, M3, M4, M5 | 10A @ 120/240VAC |
| UV | 8A @ 120VAC 1/3 HP @ 120VAC |
| TD1 | 4A @ 250VAC |
| DRIVE RELAY 1 & 2 | 2A @ 240VAC |

| CONTACT SEQUENCE CHART FOR S1 X INDICATES CONTACT CLOSED | | | | |
|---|-------|-----|--------|------|
| POSITION | DRIVE | OFF | BYPASS | TEST |
| 1-2 | X | | | X |
| 3-4 | | | X | X |
| 5-6 | X | | | |
| 7-8 | | | | X |

| CONTACT SEQUENCE CHART FOR S2 X INDICATES CONTACT CLOSED | | | |
|---|---------|------|---------|
| POSITION | MOTOR 1 | AUTO | MOTOR 2 |
| 11-12 | X | X | |
| 13-14 | | | X |
| 21-22 | | X | X |
| 23-24 | X | | |



| | | |
|-----|---------|-------|
| B | | |
| A | SP10119 | 11/10 |
| DR | SP10076 | 09/10 |
| REV | ECN | DATE |

-NOTICE-
THIS DRAWING IS PROPRIETARY AND SHALL NOT BE COPIED OR ITS CONTENTS DISCLOSED TO OUTSIDE PARTIES WITHOUT THE WRITTEN CONSENT OF THE TRANE COMPANY

DRN
DTM
APR
DTM

NAME
NEMA 3R,240V,3C
,MAIN CB ,DRIVE FUSE
,3MB2,IR,CONTACT MOTOR SELECT,2 FAN
MODEL TR200

THE TRANE COMPANY
A DIVISION OF
AMERICAN STANDARD INC.
PAGE 2 OF 2
SIZE A
DWG NO. 185B3575