



WIRE COLOR SCHEME  
 BLACK - LINE VOLTAGE  
 RED - AC CONTROL  
 WHITE - AC GROUNDED  
 CIRCUIT CONDUCTOR  
 BLUE - DC CONTROL  
 GREEN - CHASSIS GROUND

TERMINAL IDENTIFICATION

☒ - DRIVE TERMINAL  
 ⊗ - CUSTOMER TERMINAL

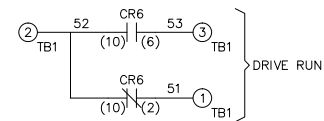
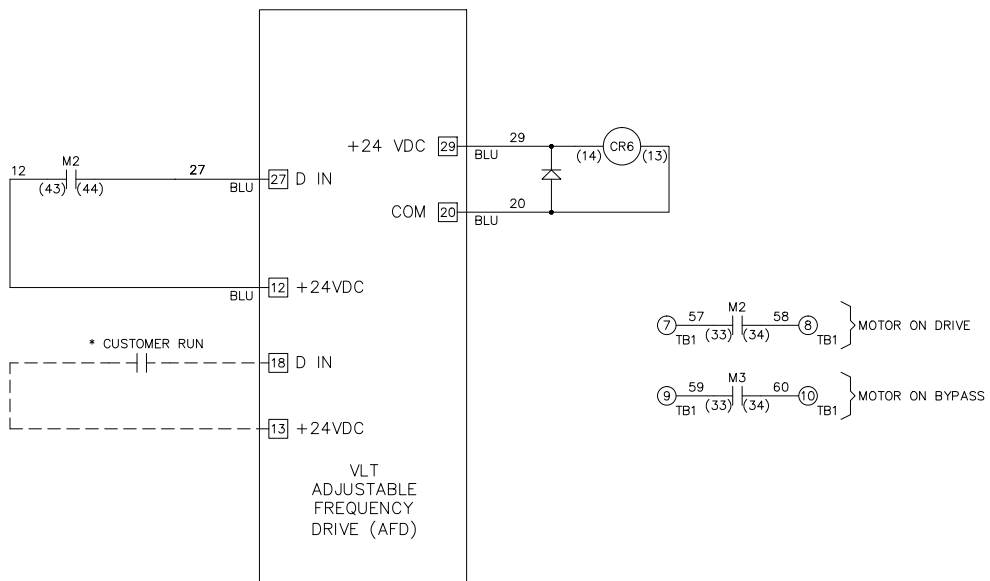
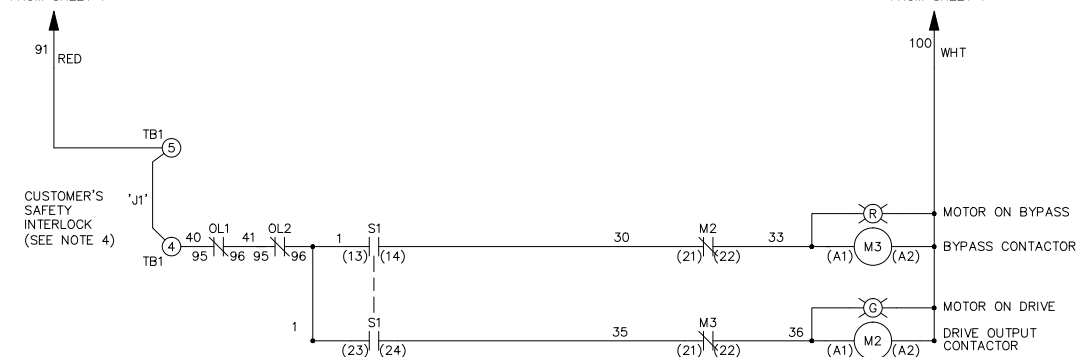
CUSTOMER DRY CONTACT RATINGS

| RELAY  | CONTACT RATING                  |
|--------|---------------------------------|
| CR6    | 5A @ 120VAC<br>1/10 HP @ 120VAC |
| M2, M3 | 10A @ 120/240VAC                |

CONTACT SEQUENCE CHART FOR S1  
 X INDICATES CONTACT CLOSED

| POSITION | DRIVE | OFF | BYPASS |
|----------|-------|-----|--------|
| 13-14    |       |     | X      |
| 23-24    | X     |     |        |

FROM SHEET 1



|     |         |       |
|-----|---------|-------|
| B   |         |       |
| A   | SP10119 | 11/10 |
| DR  | SP10076 | 09/10 |
| REV | ECN     | DATE  |

-NOTICE-  
 THIS DRAWING IS PROPRIETARY AND SHALL NOT  
 BE COPIED OR ITS CONTENTS DISCLOSED TO  
 OUTSIDE PARTIES WITHOUT THE WRITTEN  
 CONSENT OF THE TRANE COMPANY

DRN  
DTM  
 APR  
DTM

NAME  
 NEMA 3R,240V,2C  
 ,MAIN & DRIVE DISC, DRIVE FUSE  
 ,3MB,DUAL MOTOR,4 FAN

THE TRANE COMPANY  
 A DIVISION OF  
 AMERICAN STANDARD INC.

MODEL TR200 PAGE 2 OF 2 SIZE A DWG NO. 185B4165