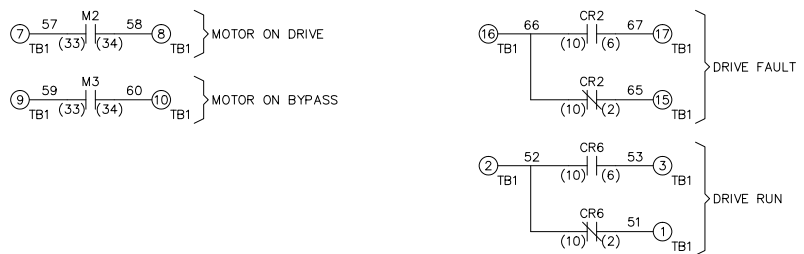
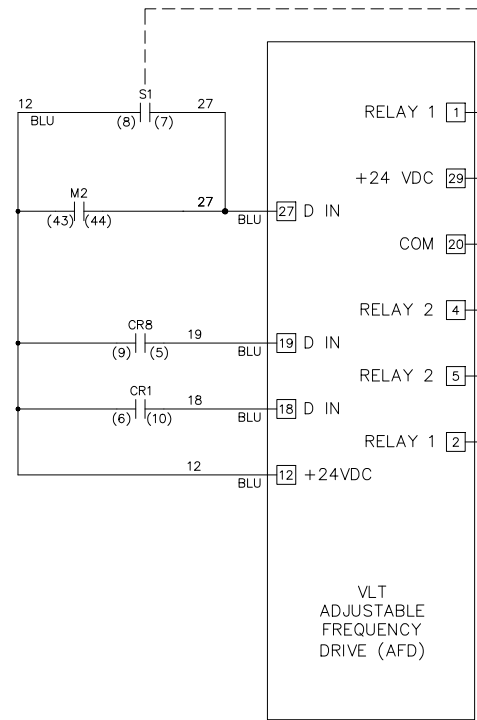
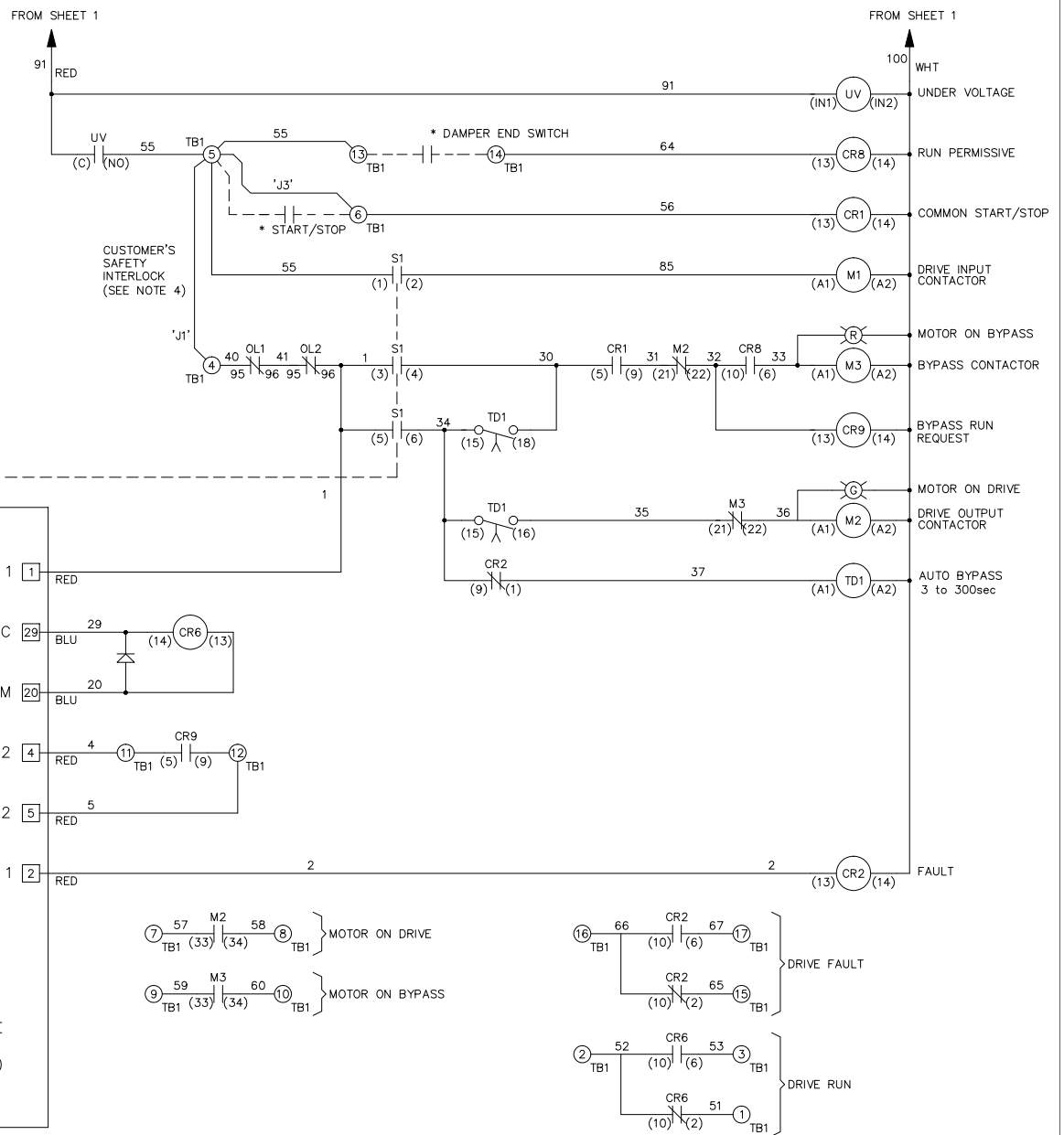


| WIRE COLOR SCHEME | |
|-------------------|------------------|
| BLACK | - LINE VOLTAGE |
| RED | - AC CONTROL |
| WHITE | - AC GROUNDED |
| BLUE | - DC CONTROL |
| GREEN | - CHASSIS GROUND |

| TERMINAL IDENTIFICATION | |
|-------------------------|---------------------|
| X | - DRIVE TERMINAL |
| ⊗ | - CUSTOMER TERMINAL |

| CUSTOMER DRY CONTACT RATINGS | |
|------------------------------|---------------------------------|
| RELAY | CONTACT RATING |
| CR1, CR2, CR6, CR8, CR9 | 5A @ 120VAC 1/10 HP @ 120VAC |
| M1, M2, M3 | 10A @ 120/240VAC |
| UV | 8A @ 120VAC 1/3 HP @ 120VAC |
| TD1 | 4A @ 250VAC |
| DRIVE RELAY 1 & 2 | 2A @ 240VAC |

| CONTACT SEQUENCE CHART FOR S1 X INDICATES CONTACT CLOSED | | | | |
|---|-------|-----|--------|------|
| CONTACT \ POSITION | DRIVE | OFF | BYPASS | TEST |
| 1-2 | X | | | X |
| 3-4 | | | X | X |
| 5-6 | X | | | |
| 7-8 | | | | X |



| | | | | | | | | | |
|-----|---------|-------|---|-----|--|--------|------|--|--|
| B | | | -NOTICE- THIS DRAWING IS PROPRIETARY AND SHALL NOT BE COPIED OR ITS CONTENTS DISCLOSED TO OUTSIDE PARTIES WITHOUT THE WRITTEN CONSENT OF THE TRANE COMPANY | DRN | NAME | | | THE TRANE COMPANY A DIVISION OF AMERICAN STANDARD INC. | |
| A | SP10119 | 11/10 | | DTM | NEMA 3R,480V,3C , MAIN DISC, MAIN & DRIVE FUSE ,3MB2,IR,DUAL MOTOR,4 FAN | | | | |
| DR | SP10076 | 09/10 | | APR | MODEL | PAGE | SIZE | DWG NO. | |
| REV | ECN | DATE | | DTM | TR200 | 2 OF 2 | A | 185B4426 | |