

Rittal – The System.

Faster – better – worldwide.



Montageanleitung

Assembly instructions

Notice de montage

Montage-instruktie

Montageanvisning

Istruzioni di montaggio

Instrucciones de montaje

Abb. 1: Schnappbefestigung auf 35 mm-Tragschiene nach EN 50 022

Fig. 1: Clip-on fastening on 35 mm support rail to EN 50 022

Fig. 1: Fixation par encliquetage sur rail porteur de 35 mm selon EN 50 022

Afb. 1: Snapbevestiging op 35 mm monterail volgens EN 50 022

Bild 1: Snäppfastsättning på 35 mm profilskena enligt EN 50 022

Fig. 1: Fissaggio a scatto su guida a 35 mm secondo EN 50 022

Fig. 1: Clips de sujeción sobre guía soporte de 35 mm según EN 50 022

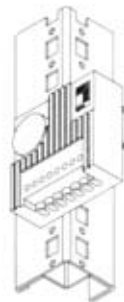
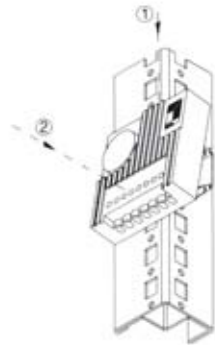
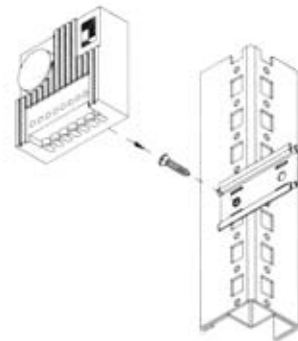
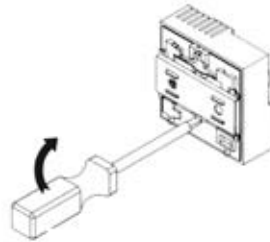


Abb. 2: Bereichseinstellung

Fig. 2: Range restriction

Fig. 2: Réduction de la plage de température

Afb. 2: Instelling van het bereik

Bild 2: Anslutningssättet

Fig. 2: Limitazione di campo della temperatura

Fig. 2: Ajuste del campo de temperatura

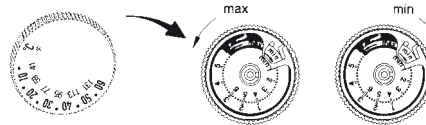
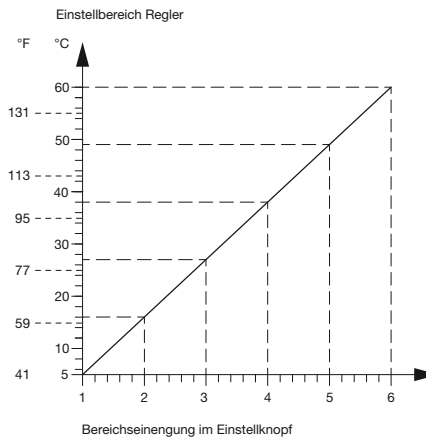


Abb. 3: Anschlußschema

Fig. 3: Connection diagram

Fig. 3: Schéma de connexion

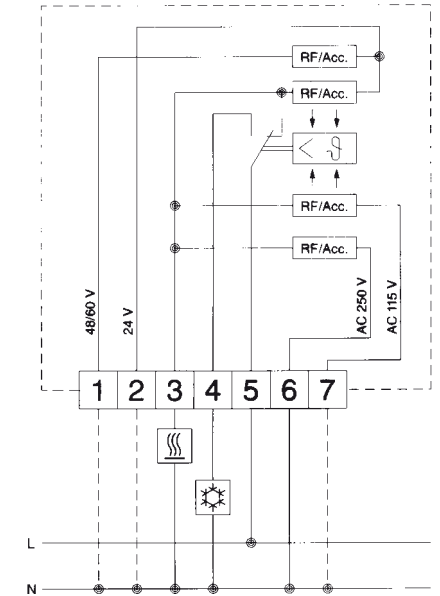
Afb. 3: Aansluitingsschema

Bild 3: Anslutningsschema

Fig. 3: Schema di allacciamento

Fig. 3: Esquema de conexión

48V 60V N	24V N	⚡	☀	(L1*) L	(L2*) 250V N	115V N
1	2	3	4	5	6	7



* USA/Canada

Rittal – The System.

Faster – better – worldwide.

- Enclosures
- Power Distribution
- Climate Control
- IT Infrastructure
- Software & Services

5. Aufl. 12.2012 / Id-Nr. 232 588 U 468931 012946-2

RITTAL GmbH & Co. KG
 Postfach 1662 · D-35726 Herborn
 Phone +49(0)2772 505-0 · Fax +49(0)2772 505-2319
 E-mail: info@rittal.de · www.rittal.com



