




O-RING, IGV ASSY

100051-1

 Installation and servicing of Danfoss Turbocor® compressors by qualified and product trained personnel only. Follow these instructions and sound refrigeration/electrical/servicing practices relating to installation, commissioning, maintenance, and service.			
Consult the appropriate Danfoss Turbocor Compressors Inc. (DTC) Service Manual on www.turbocoroem.com for detailed service instructions.	Never power the compressor without the top covers in place and secured. Removing the mains input cover will expose you to hazardous voltages. Ensure the mains input power is off and locked out before removing the cover. Before removing the top cover, wait at least 20 minutes after isolating AC power to allow the high-voltage capacitors to discharge.	Always wear appropriately rated safety equipment when working around equipment and/or components energized with high voltage. This equipment contains hazardous voltages that can cause serious injury or death.	Recover all refrigerant from compressor in accordance with local codes and ensure pressure is fully vented before the removal of refrigerant containing components.

1 - Introduction

Please refer to our service manual for the removal and installation procedures.

To access the manual, you may scan the applicable QR code below or you may go to our DTC website at www.turbocoroem.com. At the bottom of the page there is a Section named "Categories" that includes various menus including one for Manuals.

Refer to the applicable QR code below to download the TT/TG Series Service Manual.



English



Chinese



2 - Kit Contents

KIT	100051-1	
QTY	Part(s) Description	Picture(s)
1	O-RING – IGV HOUSING – 901857	
1	O-RING – IGV FEEDTHROUGH – 901855	
1	O-RING – SUCTION – 901854	
1	O-RING – DISHCHARGE – 901853	
1	O-RING – ECONOMIZER – 901852 (Not for TTS300/TGS230)	
1	O-RING – ECONOMIZER – 901851 (TTS300/TGS230 only)	
4	SCREW, M5 – 902844	
12	SCREW, M10 – 902847	
12	WASHER, M10 FLAT – 902836	
12	WASHER, M10 SPLIT – 902839	
3	LUBRICATION-SUPER-O-LUBE-2G – 900578	

3 - List of Changes

Revision	Date	Description of Change
M	3/5/2025	Updated format Removed obsoleted kit 100051 Updated kit contents

Danfoss LLC can accept no responsibility for possible errors in catalogues, brochures, and other printed material. Danfoss LLC reserves the right to alter its products without notice. This also applies to products already on order provided that such alterations can be made without subsequent changes being necessary in specifications already agreed. All trademarks in this material are the property of the respective companies. Danfoss and the Danfoss logotype are trademarks of Danfoss A/S. All rights reserved.