


# CABLE, SOFTSTART AC-DC

100380-1.

 <b>Installation and servicing of Danfoss Turbocor® compressors by qualified and product trained personnel only. Follow these instructions and sound refrigeration/electrical/servicing practices relating to installation, commissioning, maintenance, and service.</b>			
Consult the appropriate Danfoss LLC Service Manual on <a href="http://www.turbocoroem.com">www.turbocoroem.com</a> for detailed service instructions.	<b>Never power the compressor without the top covers in place and secured.</b>  <b>Removing the mains input cover will expose you to hazardous voltages. Ensure the mains input power is off and locked out before removing the cover.</b>  <b>Before removing the top cover, wait at least 20 minutes after isolating AC power to allow the high-voltage capacitors to discharge.</b>	Always wear appropriately rated safety equipment when working around equipment and/or components energized with high voltage.  <b>This equipment contains hazardous voltages that can cause serious injury or death.</b>	<b>Recover all refrigerant from compressor in accordance with local codes and ensure pressure is fully vented before the removal of refrigerant containing components.</b>

## 1 - Introduction

Please refer to our service manual for the removal and installation procedures.

To access the manual, you may scan the applicable QR code below or you may go to our DTC website at [www.turbocoroem.com](http://www.turbocoroem.com). At the bottom of the page there is a Section named "Categories" that includes various menus including one for Manuals.

Refer to the applicable QR code below to download the TT/TG Series Service Manual.

**English**

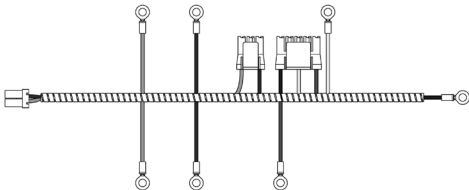







**Chinese**



## 2 - Kit Contents

**Note:** Any part numbers included in the kit contents are internal part numbers only. Please refer to our Spare Parts Manuals for any kit part numbers.

Kit numbers		Compressor models
100380-1		TTS300 / TGS230
QTY	Part(s) Description	Picture(s)
1	CABLE HARNESS, SOFT START AC/DC - 701795	
7	WASHER M6, FLAT – 902804	
5	WASHER M6, SPLIT – 902809	
2	NUT M6, HEX – 902813	
3	SCREW M6X16 SOCKET HEAD CAP – 902818	
2	SCREW M6X20 HEX HEAD CAP – 902826	

## 3 - List of Changes

Revision	Date	Description of Change
B	7/16/2025	Formatted and updated kit contents