




KIT FUSE CLASS T-FAST ACTING A6T 175 Amp

100344

 <p>Installation and servicing of Danfoss Turbocor® compressors by qualified and product trained personnel only. Follow these instructions and sound refrigeration/electrical/servicing practices relating to installation, commissioning, maintenance and service.</p>			
<p>Consult the appropriate DTC Service Manual on turbocor.danfoss.com for detailed service instructions.</p>	<p>Never power compressor without covers in place and secured.</p> <p>Removing the mains input cover will expose you to a voltage hazard of up to 575V. Ensure the mains input power is off and locked out before removing cover.</p> <p>Before removing top cover, wait at least 20 minutes after isolating AC power to allow the high voltage capacitors to discharge.</p>	<p>Always wear appropriately rated safety equipment when working around equipment and/or components energized with high voltage.</p> <p>This equipment contains hazardous voltages that can cause serious injury or death.</p>	<p>Recover all refrigerant from compressor in accordance with local codes and ensure pressure is fully vented before the removal of refrigerant containing components.</p>


1 - Introduction:

FUSE CLASS T-FAST ACTING A6T 175 Amp Removal and Installation Instructions.

2 - Accessing:

1. Remove the mains input cover by releasing the four captive screws that secure the mains input cover and lift away cover.
2. Release the nine captive screws that secure the top cover. Lift away the cover.
3. Remove the hexagonal-head bolts and nuts (fasteners) that secure the fuse to the connector terminal block adaptor and extension fuse.


Fasteners



4. Lift away the old fuse.
5. Place the new fuse on the connector block adaptor and extension fuse using 6 bolts, lock washer and flat washer. Secure the bolts using a torque wrench set to 180 lb. in. (20.3 Nm).
6. Reverse step 1-3 before start the compressor.

3 - Kit Contents

Kit numbers	Compressor models
100344	TT300

QTY	Part(s) Description	Picture(s)
3	FUSE - CLASS T - FAST ACTING , A6T175	

Danfoss can accept no responsibility for possible errors in catalogues, brochures and other printed material. Danfoss reserves the right to alter its products without notice. This also applies to products already on order provided that such alterations can be made without subsequential changes being necessary in specifications already agreed. All trademarks in this material are property of the respective companies. Danfoss and the Danfoss logotype are trademarks of Danfoss A/S. All rights reserved.