


# KIT MOTOR POWER COVER

110084, 110098, & 112053.

 <p><b>Installation and servicing of Danfoss Turbocor® compressors by qualified and product trained personnel only. Follow these instructions and sound refrigeration/electrical/servicing practices relating to installation, commissioning, maintenance and service.</b></p>			
<p>Consult the appropriate Danfoss Turbocor Compressors Inc. (DTC) Service Manual on <a href="http://turbocoroem.com">turbocoroem.com</a> for detailed service instructions.</p>	<p><b>Never power compressor without covers in place and secured.</b></p> <p><b>Opening the drive panel will expose you to a voltage hazard of up to 575V AC and 900V DC. Ensure the mains input power is off and locked out before opening panel.</b></p> <p><b>Before opening the drive panel, wait at least 20 minutes after isolating AC power to allow the high voltage capacitors to discharge.</b></p>	<p>Always wear appropriately rated safety equipment when working around equipment and/or components energized with high voltage.</p> <p><b>This equipment contains hazardous voltages that can cause serious injury or death.</b></p>	<p><b>Recover all refrigerant from compressor in accordance with local codes and ensure pressure is fully vented before the removal of refrigerant containing components.</b></p>

## 1 - Introduction

This kit contains the Motor Power Cover. Please refer to our Service Manual for details regarding the replacement of this cover.

We have made the **VTT/VTX Service Manual** available to anyone. To access the manual, you may scan the applicable QR code below or you may go to our DTC website at [www.turbocoroem.com](http://www.turbocoroem.com). At the top of the page there is a pull-down menu called "Quick Links." Click this menu and select the appropriate service manual.

Refer to the applicable QR code below to download the VTT/VTX Service Manual.

**English**



**Chinese**



Danfoss can accept no responsibility for possible errors in catalogues, brochures and other printed material. Danfoss reserves the right to alter its products without notice. This also applies to products already on order provided that such alterations can be made without subsequential changes being necessary in specifications already agreed. All trademarks in this material are property of the respective companies. Danfoss and the Danfoss logotype are trademarks of Danfoss A/S. All rights reserved.

2 - MOTOR POWER COVER Removal Instructions

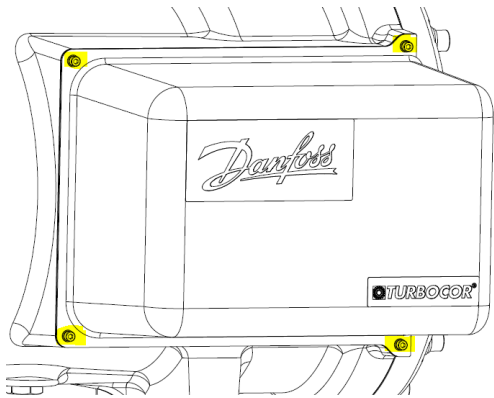



1. Isolate VTT/VTX power as described in Section "Electrical Isolation of the VFD" of the Service Manual (M-SV-VT-001).
2. Remove the Motor Power Cover.

3 - MOTOR POWER COVER Installation Instructions





1. Ensure the gasket is properly placed in the cover and install the cover.
2. Return the compressor to normal operation.

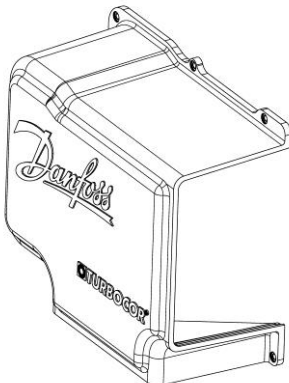




4 - Kit Contents

**Note:** Any part numbers included in the kit contents are internal part numbers only. Please refer to our Spare Parts Manuals for any kit part numbers.

Kit numbers	Compressor models	
110084	VTT Rev A Only	
QTY	Part(s) Description	Picture(s)
1	ASSEMBLY - COVER - POWER	
4	WASHER, M5 FLAT – 902487	
4	WASHER, M5 SPLIT - 902488	
4	SCREW, M5 – 902479	

Danfoss can accept no responsibility for possible errors in catalogues, brochures and other printed material. Danfoss reserves the right to alter its products without notice. This also applies to products already on order provided that such alterations can be made without subsequential changes being necessary in specifications already agreed. All trademarks in this material are property of the respective companies. Danfoss and the Danfoss logotype are trademarks of Danfoss A/S. All rights reserved.

Kit numbers		Compressor models
110098		VTT Rev B & C Only
QTY	Part(s) Description	Picture(s)
1	ASSEMBLY - COVER - POWER	
6	WASHER, M5 FLAT – 902487	
6	WASHER, M5 SPLIT – 902488	
6	SCREW, M5 – 902479	

Kit numbers		Compressor models
112053		VTX
QTY	Part(s) Description	Picture(s)
1	ASSEMBLY - COVER - POWER	
6	WASHER, M5 FLAT – 902487	
6	WASHER, M5 SPLIT – 902488	
2	SCREW, M5 – 902844	
4	SCREW, M5 – 900257	

Danfoss can accept no responsibility for possible errors in catalogues, brochures and other printed material. Danfoss reserves the right to alter its products without notice. This also applies to products already on order provided that such alterations can be made without subsequential changes being necessary in specifications already agreed. All trademarks in this material are property of the respective companies. Danfoss and the Danfoss logotype are trademarks of Danfoss A/S. All rights reserved.