



TTS/TGS/TTH/TGH Spare Part Kit

# KIT TERMINAL POWER BLOCK (& FUSES) ASSEMBLY

100048-1, 100048-2, & 100048-3



**Installation and servicing of Danfoss Turbocor® compressors by qualified and product trained personnel only. Follow these instructions and sound refrigeration/electrical/servicing practices relating to installation, commissioning, maintenance and service.**

<p>Consult the appropriate Danfoss LLC Service Manual on <a href="http://www.turbocoroem.com">www.turbocoroem.com</a> for detailed service instructions.</p>	<p><b>Never power compressor without covers in place and secured.</b></p> <p><b>Removing the mains input cover will expose you to a voltage hazard of up to 575V. Ensure the mains input power is off and locked out before removing cover.</b></p> <p><b>Before removing top cover, wait at least 20 minutes after isolating AC power to allow the high voltage capacitors to discharge.</b></p>	<p>Always wear appropriately rated safety equipment when working around equipment and/or components energized with high voltage.</p> <p><b>This equipment contains hazardous voltages that can cause serious injury or death.</b></p>	<p><b>Recover all refrigerant from compressor in accordance with local codes and ensure pressure is fully vented before the removal of refrigerant containing components.</b></p>
--	---	---	---

## 1 - Introduction:

TERMINAL POWER BLOCK (& FUSES) ASSEMBLY replacement.

This kit contains the Terminal Block (and fuses where applicable).

**Please refer to our Service Manual for the replacement instructions.**

We have made the **TTS/TGS/TTH/TGH Service Manual** available to anyone. To access the manual, you may scan the applicable QR code below or you may go to our website at [www.turbocoroem.com](http://www.turbocoroem.com). At the top of the page there is a pull-down menu called "Quick Links." Click this menu and select the appropriate service manual.

Refer to the applicable QR code below to download the TTS/TGS/TTH/TGH Service Manual.

**English**



**Chinese**

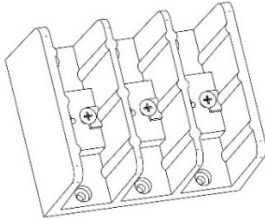








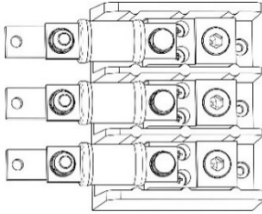





2 - General Information:

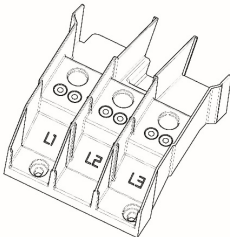
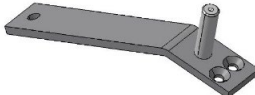




Isolate compressor power as described in Section “Electrical Isolation of the Compressor” of the Service Manual (M-SV-001) prior to performing any service procedures.







3 - Kit Contents:

**Note:** Any part numbers included in the kit contents are internal part numbers only. Please refer to our Spare Parts Manuals for any kit part numbers.

Kit	100048-1	
QTY	Part(s) Description	Picture(s)
1	TERMINAL BLOCK INSULATOR	
2	SPACER-ROUND NYLON - 901656	
2	SCREW M5X45 SOCKET HEAD CAP - 902817	
3	NUT, HEX, 3/8- 16 UNC HEX - 902815	
3	WASHER, 3/8" SPLIT LOCK - 902812	
3	WASHER 3/8" FLAT 0.438"ID 1.0"OD 0.083" THK TYPE A WIDE - 902807	
3	SCREW M8X20 BUTTON HEAD CAP DBL SEMS	

Kit	100048-2	
QTY	Part(s) Description	Picture(s)
1	TERMINAL BLOCK INSULATOR	
1	INSULATOR - TERMINAL BLOCK CONNECTOR RETROFIT	
3	SCREW M6x16, SOCKET HEAD CAP - 902818	
3	WASHER M6, SPLIT LOCK - 902809	
3	WASHER, M6, FLAT - 902804	
3	SCREW M5X15 TORX PAN HEAD DBL SEMS - 902881	

Kit	100048-3	
QTY	Part(s) Description	Picture(s)
1	TERMINAL BLOCK INSULATOR	
3	INPUT MAINS BUS BAR	
2	SPACER-ROUND NYLON - 901656	
2	SCREW M5X45 SOCKET HEAD CAP - 902817	
4	SCREW M6x16, SOCKET HEAD CAP - 902818	
6	SCREW M5x12 HEX DRIVE FLAT - 902977	

2	WASHER, M5, FLAT - 902803	
3	WASHER 3/8" FLAT 0.438"ID 1.0"OD 0.083" THK TYPE A WIDE - 902807	
3	WASHER, 3/8" SPLIT LOCK - 902812	
4	WASHER, M6, FLAT - 902804	
4	WASHER M6, SPLIT LOCK - 902809	
3	NUT, HEX, 3/8- 16 UNC HEX - 902815	

Danfoss can accept no responsibility for possible errors in catalogues, brochures and other printed material. Danfoss reserves the right to alter its products without notice. This also applies to products already on order provided that such alterations can be made without subsequential changes being necessary in specifications already agreed. All trademarks in this material are property of the respective companies. Danfoss and the Danfoss logotype are trademarks of Danfoss A/S. All rights reserved.