


TurbocorCloud® SIM CARD

100476

 <p>Installation and servicing of Danfoss Turbocor® compressors by qualified and product-trained personnel only. Follow these instructions and sound refrigeration/electrical/servicing practices relating to installation, commissioning, maintenance, and service.</p>		
<p>Consult the appropriate Danfoss LLC TurbocorCloud Installation and Commissioning Manual on www.turbocoroem.com for detailed instructions.</p>	<p>Never power a Compressor or Drive without all covers and doors in place and secured.</p>	<p>Always wear appropriately rated safety equipment when working around equipment and/or components energized with high voltage.</p> <p>Failure to use qualified personnel to install, start up, and maintain the Compressors and Drives can result in death or serious injury.</p>

1 - Introduction




Figure 1 – SIM Card

Refer to our TurbocorCloud Installation and Commissioning Manual when installing the Gateway.

We have made the **TurbocorCloud Installation and Commissioning Manual** available to anyone. To access the manual, you may scan the applicable QR code below or you may go to our website at www.turbocoroem.com. At the bottom of the page there is a Section named "Categories" that includes various menus including one for Manuals.

Refer to the applicable QR code below to download the TurbocorCloud Installation and Commissioning Manual.

English




Chinese



2 - Kit Contents

NOTE: Any part numbers included in the kit contents are internal part numbers only. Please refer to our Spare Parts Manuals for any kit part numbers.

KIT	100476	
QTY	Part(s) Description	Picture(s)
1	SIM CARD	

3 - List of Changes

Revision	Date	Description of Change
A	12/20/2024	New
B	5/28/2025	Updated manual name and kit name