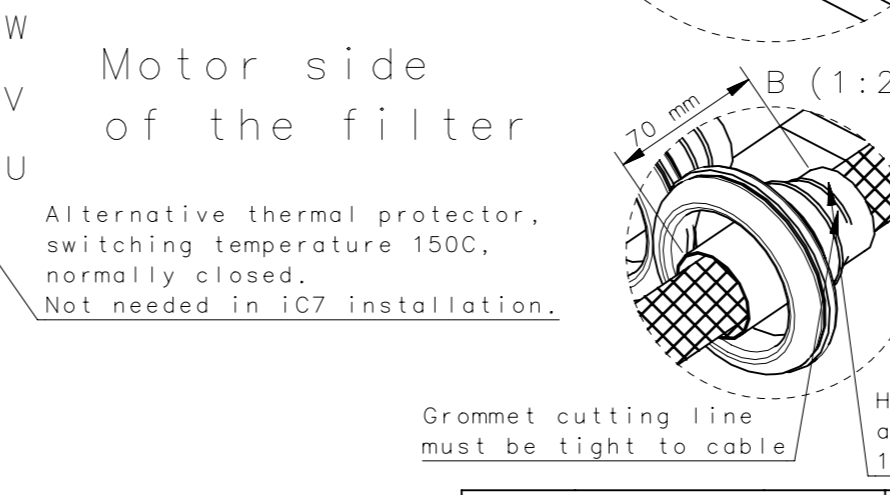
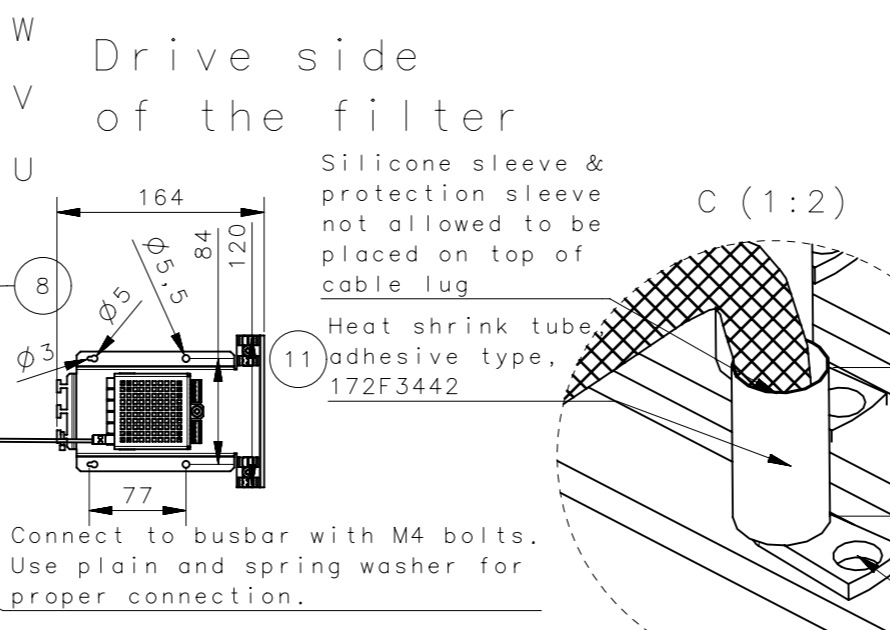
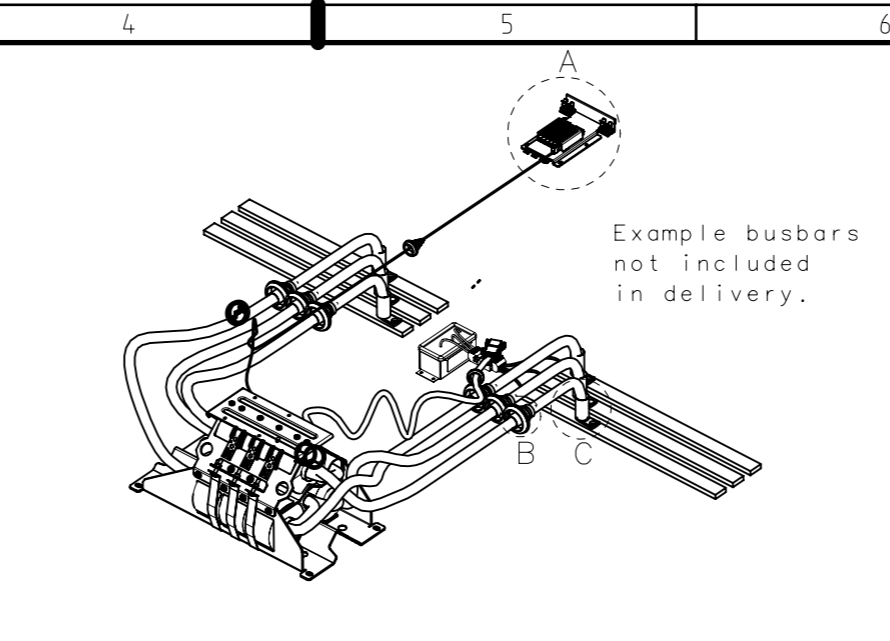
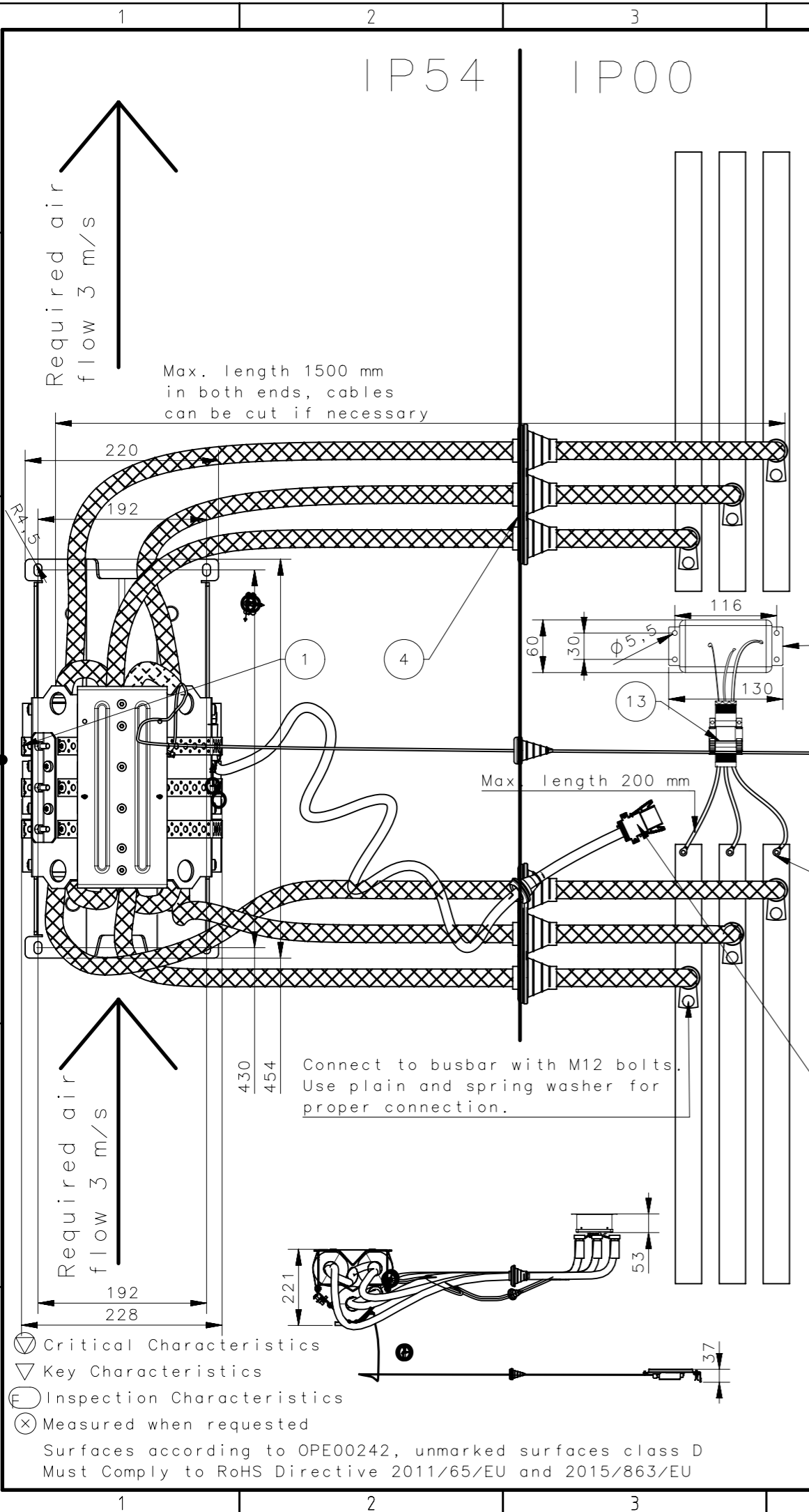


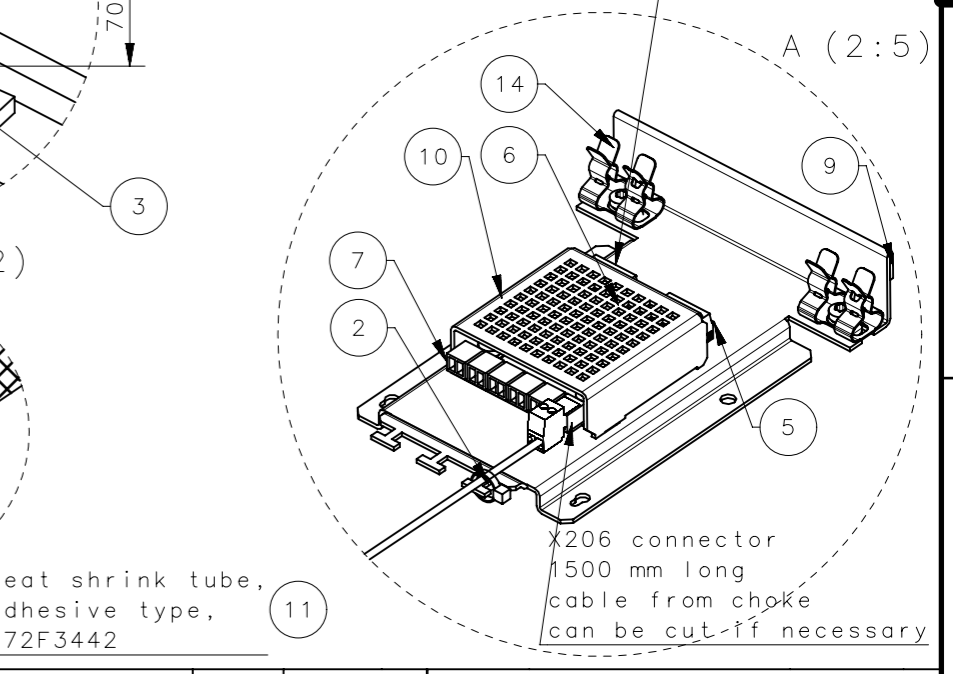
Changes Insert modifications here



Item	Qty	Description / Name	Item Number
14	2	Shield Relief Plate	70CTC1110368
13	1	MR8/MR10c dU/dt filter capacitor cable	172F3033
12	1	AuxBus Cable 3m	172F5480
11	12	Heat shrinkable tubing, SHRINK TUBE 32mm, black, adhesive	172F3442
10	1	Slide cover	70CTC1112514
9	1	Assembly plate	70CTC1114624
8	1	dU/dt-filter capacitor assembly 94nF 2kVdc 700Vac	70CPE11743
7	1	AuxBus temperature measurement board	70CVB02148
6	6	M4x8_combi_ISO14583_TX_Delta	MC00032
5	2	MC 1,5/ 5-ST-3,5 BK	70CPE11321
4	6	Cable Grommet M50	70CMR00164
3	6	Tubular cable lug 90° angle, 120 mm ² with narrow flange	172F0085
2	1	Cable tie 2	MC00068
1	1	Loose dU/dt-filter choke, 590A	172F8225

Accessory box (172K0056) includes all needed material to modify the cables.

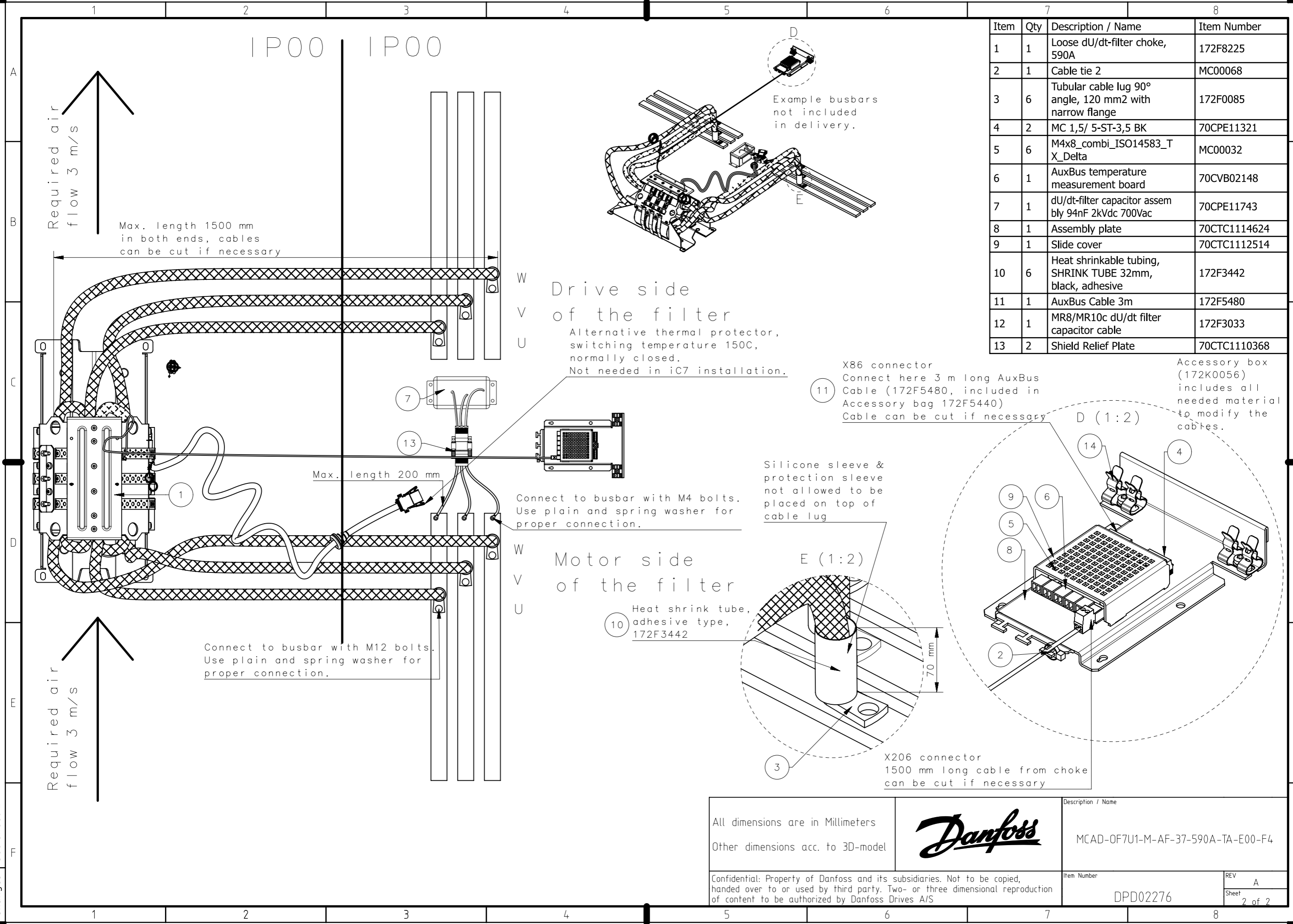
X86 connector
Connect here 3 m long AuxBus Cable (172F5480, included in Accessory bag 172F5440)
Cable can be cut if necessary



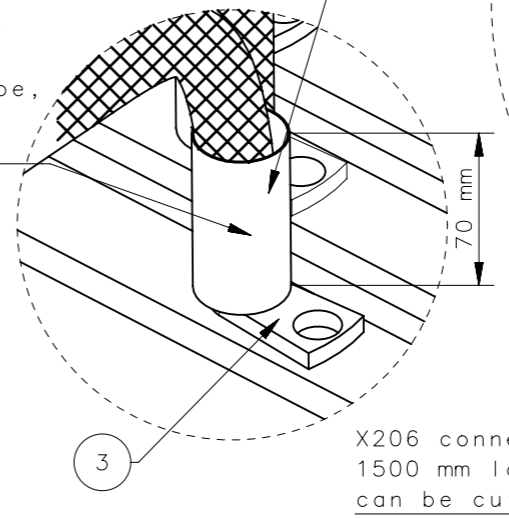
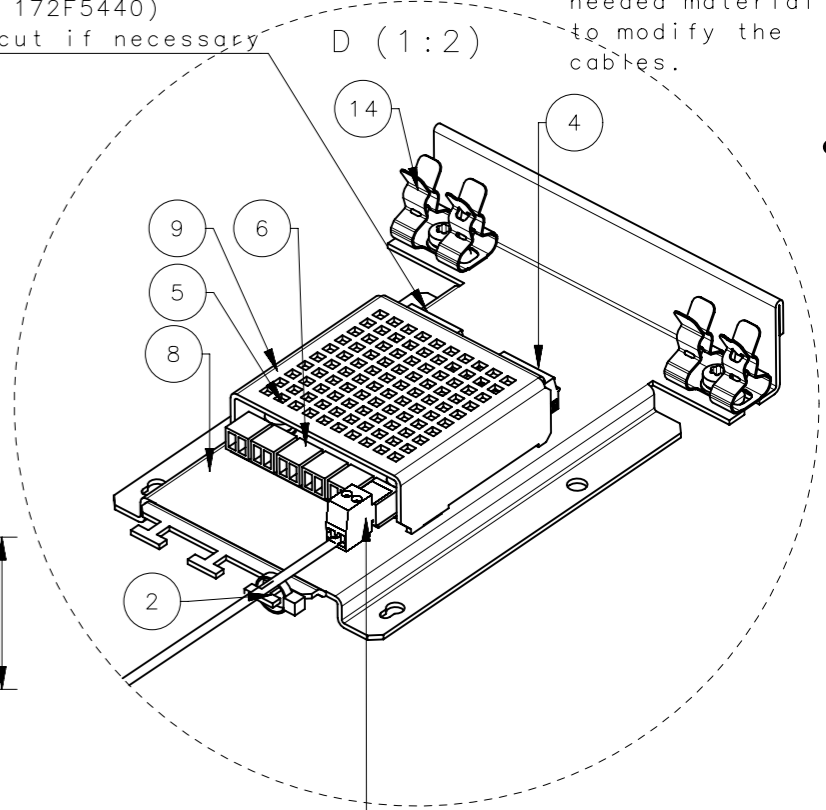
(V) Critical Characteristics
 (∇) Key Characteristics
 (E) Inspection Characteristics
 (X) Measured when requested

Surfaces according to OPE00242, unmarked surfaces class D
Must Comply to RoHS Directive 2011/65/EU and 2015/863/EU

All dimensions are in Millimeters Unspecified tolerance according to: -		Projection	Size	A3	Material: -	
Other dimensions acc. to 3D-model			Thickness	-	Finish: -	
Replace -			Mass	-	Kg	
Designer	A.Hautanen 22-May-2023				Description / Name	
Modifier	-				MCAD-0F7U1-M-AF-37-590A-TA-E00-F4	
Confidential: Property of Danfoss and its subsidiaries. Not to be copied, handed over to or used by third party. Two- or three dimensional reproduction of content to be authorized by Danfoss Drives A/S					Item Number	REV
					DPD02276	A
					Sheet 1 of 2	



Item	Qty	Description / Name	Item Number
1	1	Loose dU/dt-filter choke, 590A	172F8225
2	1	Cable tie 2	MC00068
3	6	Tubular cable lug 90° angle, 120 mm ² with narrow flange	172F0085
4	2	MC 1,5/ 5-ST-3,5 BK	70CPE11321
5	6	M4x8_combi_ISO14583_T X_Delta	MC00032
6	1	AuxBus temperature measurement board	70CVB02148
7	1	dU/dt-filter capacitor assembly 94nF 2kVdc 700Vac	70CPE11743
8	1	Assembly plate	70CTC1114624
9	1	Slide cover	70CTC1112514
10	6	Heat shrinkable tubing, SHRINK TUBE 32mm, black, adhesive	172F3442
11	1	AuxBus Cable 3m	172F5480
12	1	MR8/MR10c dU/dt filter capacitor cable	172F3033
13	2	Shield Relief Plate	70CTC1110368



All dimensions are in Millimeters Other dimensions acc. to 3D-model		Description / Name	
		MCAD-OF7U1-M-AF-37-590A-TA-E00-F4	
Confidential: Property of Danfoss and its subsidiaries. Not to be copied, handed over to or used by third party. Two- or three dimensional reproduction of content to be authorized by Danfoss Drives A/S	Item Number		REV
	DPD02276		A
			Sheet
			2 of 2

Changes See sheet 1