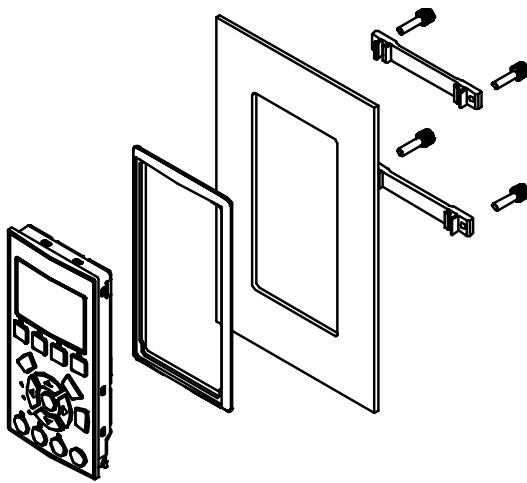


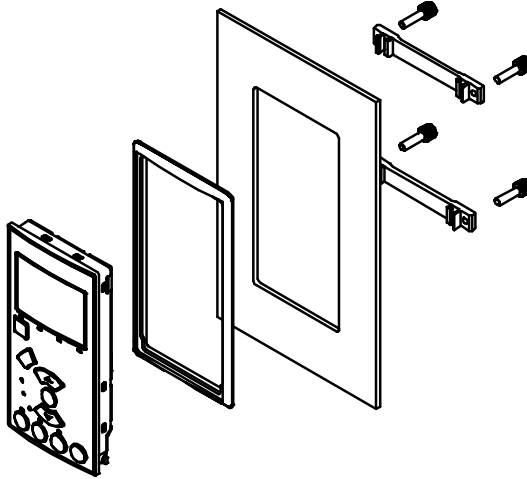
■ FC 300 Remote Mounting Kit for LCP



130BA138.10

**Ordering number: 130B1113**

LCP Kit with graphical LCP, fasteners, 3 m cable and gasket.



130BA200.10

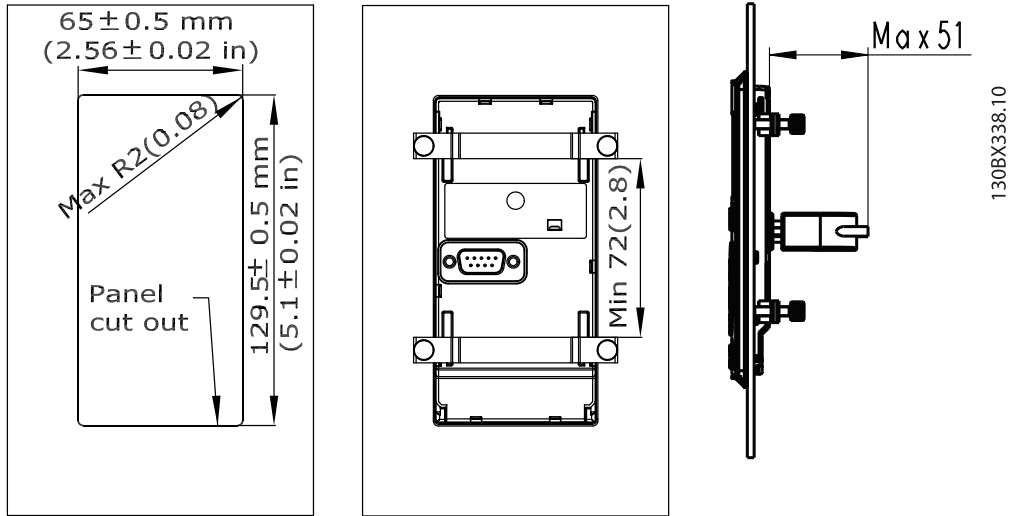
**Ordering number: 130B1114**

LCP Kit with numerical LCP, fasteners and gasket.

**Ordering number: 130B1117**

LCP Kit without LCP is also available.

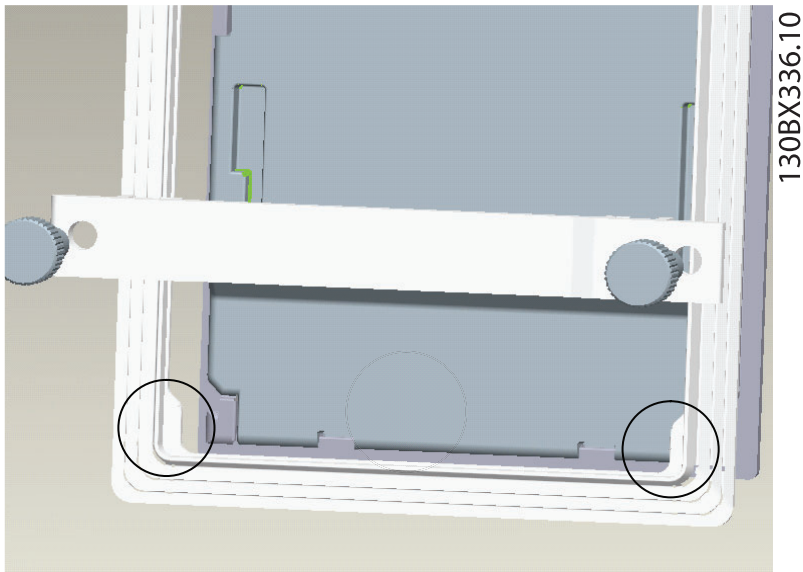
Installation and Mounting Instructions



130BA139.13



Use the remote build in kit to move the LCP to the front of a cabinet. The enclosure is IP65. Let the gasket prongs slip under the edge of the LCP as illustrated below. Tighten the fastening screws with a torque of 0,14-0,16 Nm (or as a rule of thumb, two turns after the screw has made contact).



Danfoss can accept no responsibility for possible errors in catalogues, brochures and other printed material. Danfoss reserves the right to alter its products without notice. This also applies to products already on order provided that such alterations can be made without subsequential changes being necessary in specifications already agreed. All trademarks in this material are property of the respective companies. Danfoss and the Danfoss logotype are trademarks of Danfoss A/S. All rights reserved.

