



Directional Control Valves Catalog

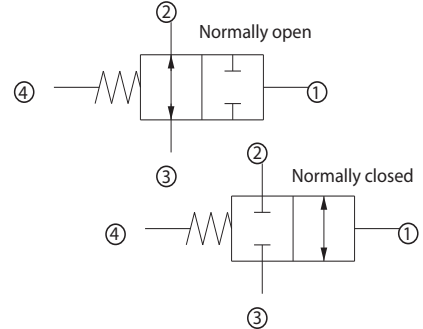
2-Position, 2-Way

CP710-8

OPERATION

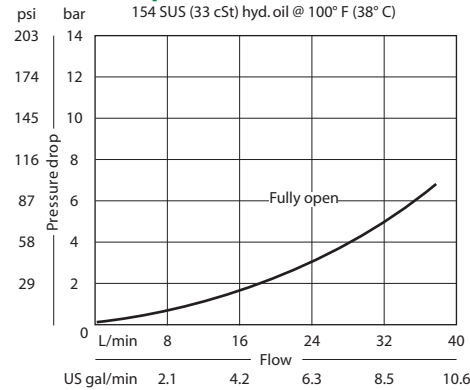
This valve is a 2-way double hydraulically piloted spool.

Schematic



SPECIFICATIONS

Theoretical performance



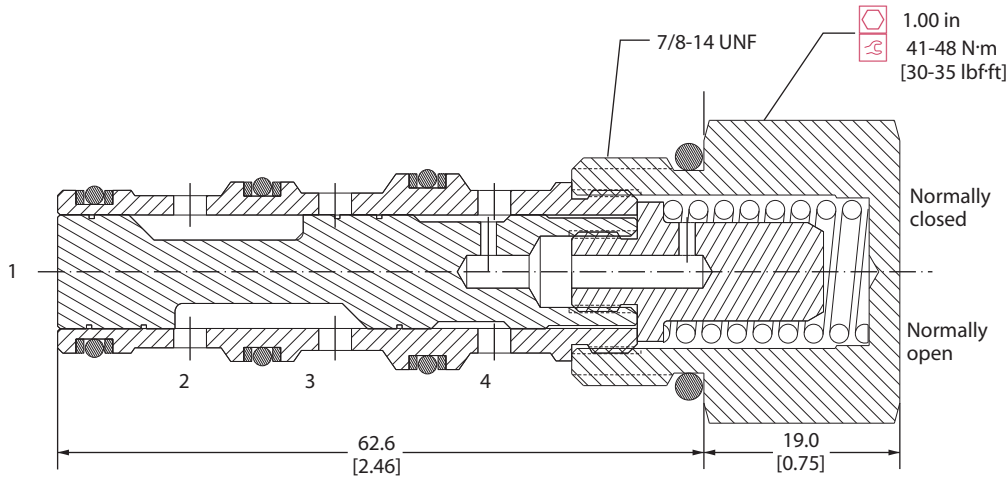
Specifications

Rated pressure	210 bar [3000 psi]
Rated flow at 7 bar [100 psi]	40 l/min [11 US gal/min]
Weight	0.15 kg [0.33 lb]
Cavity	SDC10-4

DIMENSIONS

mm [in]

Cross-sectional view



ORDERING INFORMATION

CP710 - 8 - B - 6S - C - 080

Seals	B = Buna-N V = Viton	Seal kit 120009 120010	Housing and ports	0 = No Housing L3B = AL, 3/8 BSP L4B = AL, 1/2 BSP 6S = AL, #6 SAE 8S = AL, #8 SAE Other housings available	Housing P/N	No Housing SDC10-4-L-3B SDC10-4-L-4B CP10-4-6S CP10-4-8S	Shift pressure	040 = 2.8 bar [40 psi] 080 = 5.5 bar [80 psi] 150 = 10.3 bar [150 psi]
Configuration	O = Normally open C = Normally closed							

DV - Directional Control Valves
CP710-8