



Directional Control Valves Catalog

2-Position, 2-Way

CP712-11

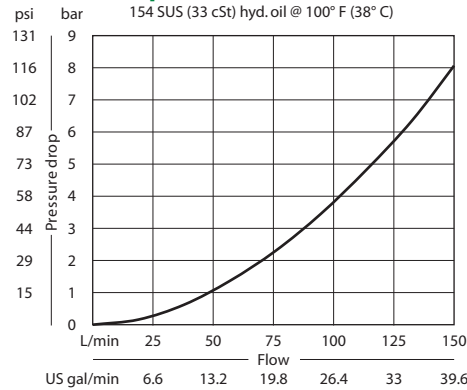
OPERATION

This valve is a 2-way double hydraulically piloted spool.

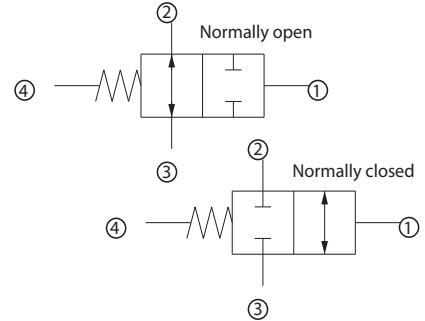
Note: Maximum pressure at port 4 is 207 bar [3000 psi].

SPECIFICATIONS

Theoretical performance



Schematic



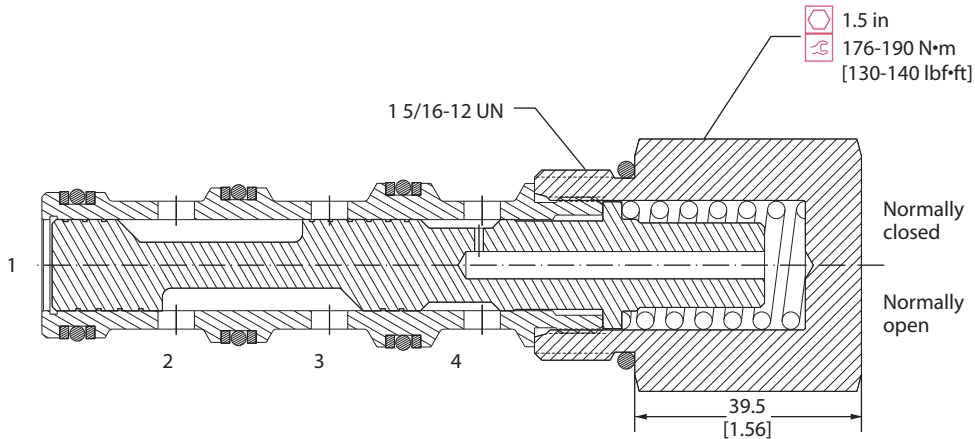
Specifications

Rated pressure	450 bar [6500 psi]
Rated flow at 7 bar [100 psi]	130 l/min [34 US gal/min]
Leakage	328 cm ³ /min [20 in ³ /min] @ 210 bar [3000 psi]
Weight	0.61 kg [1.34 lb]
Cavity	CP16-4

DIMENSIONS

mm [in]

Cross-sectional view



ORDERING INFORMATION

CP712-11-U-0-C-040

Shift pressure
 040 = 2.8 bar [40 psi]
 080 = 5.5 bar [80 psi]

Configuration
 O = Normally open
 C = Normally closed

Seals
 U = Urethane Seal kit 120677

Housing and ports
 0 = No Housing
 6B = AL, 3/4 BSP
 8B = AL, 1 BSP
 12S = AL, #12 SAE
 16S = AL, #16 SAE
 Other housings available

Housing P/N
 No Housing
 CP16-4-6B
 CP16-4-8B
 CP16-4-12S
 CP16-4-16S