



Directional Control Valves Catalog

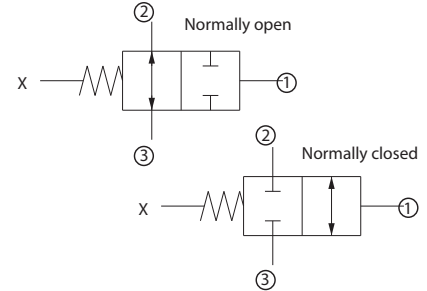
2-Position, 2-Way, External Pilot

CP712-2

OPERATION

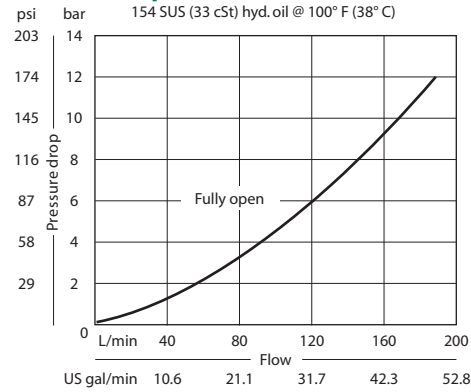
This valve is a 2-way double hydraulically piloted spool.

Schematic



SPECIFICATIONS

Theoretical performance



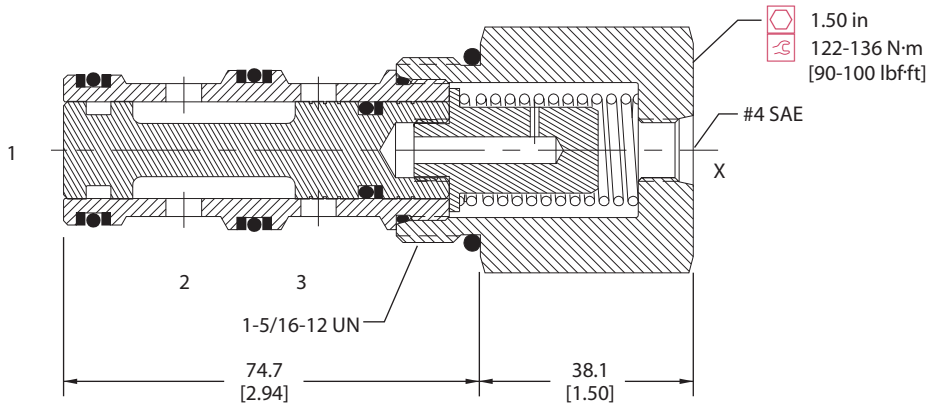
Specifications

Rated pressure	210 bar [3000 psi]
Rated flow at 7 bar [100 psi]	130 l/min [34 US gal/min]
Weight	0.57 kg [1.25 lb]
Cavity	SDC16-3

DIMENSIONS

mm [in]

Cross-sectional view



ORDERING INFORMATION

CP712 - 2 - B - 16S - C - 080 - S1

- Seals**
 - B = Buna-N
 - V = Viton
 - Seal kit 120202
 - Seal kit 120203
- Housing and ports**
 - 0 = No Housing
 - SE6B = AL, 3/4 BSP
 - SE8B = AL, 1BSP
 - 12S = AL, #12 SAE
 - 16S = AL, #16 SAE
 - Other housings available
- Housing P/N**
 - No Housing
 - SDC16-3-SE-6B
 - SDC16-3-SE-8B
 - CP16-3-12S
 - CP16-3-16S
- Pool seals**
 - S1 = Seal at top of spool
 - S2 = Seals at top and bottom of spool
 - S3 = No seals
 - S4 = Seal at bottom of spool
- Shift pressure**
 - bar [psi]
 - 040 = 2.8 [40]
 - 080 = 5.5 [80]
 - 150 = 10.3 [150]
 - shift pressure assumes no seals
- Configuration**
 - O = Normally open
 - C = Normally closed

DV - Directional Control Valves
CP712-2