



# Directional Control Valves Catalog

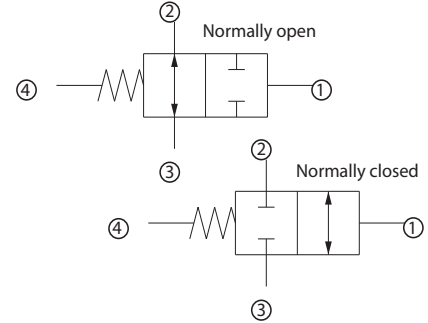
## 2-Position, 2-Way

### CP712-8

### OPERATION

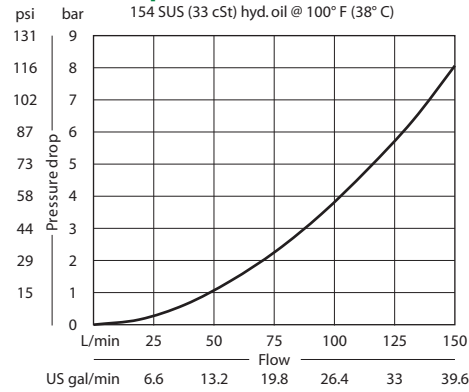
This valve is a 2-way double hydraulically piloted spool.

### Schematic



### SPECIFICATIONS

#### Theoretical performance



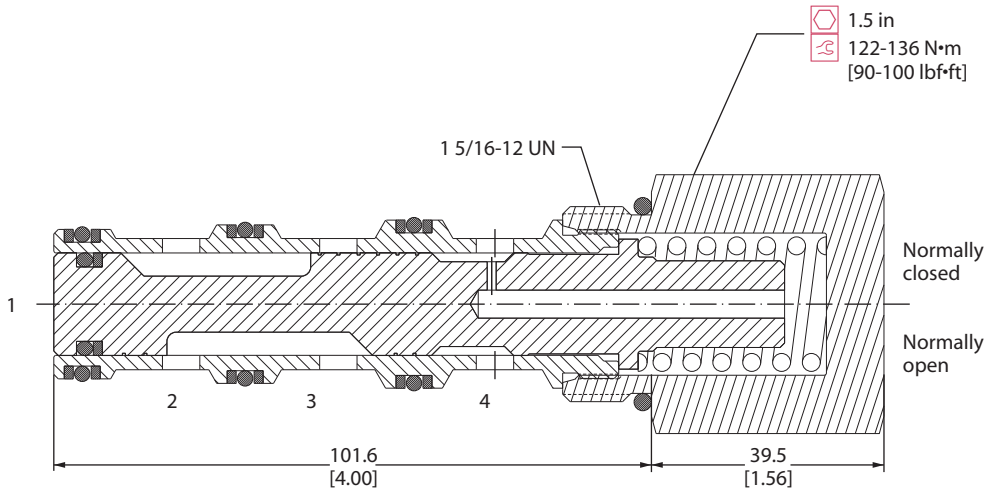
#### Specifications

Rated pressure	210 bar [3000 psi]
Rated flow at 7 bar [100 psi]	130 l/min [34 US gal/min]
Weight	0.61 kg [1.34 lb]
Cavity	CP16-4

### DIMENSIONS

mm [in]

Cross-sectional view



### ORDERING INFORMATION

CP712 - 8 - B - 16S - C - 080 - S1

#### Seals

- B = Buna-N
- V = Viton

#### Housing and ports

- 0 = No Housing
- 6B = AL, 3/4 BSP
- 8B = AL, 1 BSP
- 12S = AL, #12 SAE
- 16S = AL, #16 SAE
- Other housings available

Seal kit  
120025  
120026

#### Housing P/N

- No Housing
- CP16-4-6B
- CP16-4-8B
- CP16-4-12S
- CP16-4-16S

#### Spool seal

- S3 = No seal
- S4 = Seal included

#### Shift pressure

- 040 = 2.8 bar [40 psi]
- 080 = 5.5 bar [80 psi]
- 150 = 10.3 bar [150 psi]
- shift pressure assumes no seals

#### Configuration

- O = Normally open
- C = Normally closed

DV - Directional Control Valves  
CP712-8