



Directional Control Valves Catalog

Directional Manual, Rotary, 2-Position, 3-Way CP630-1

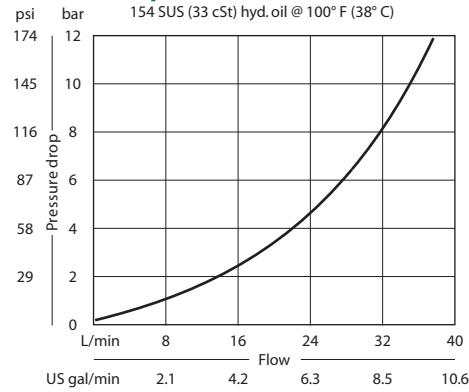
OPERATION

This valve is a 2 position 3 way manual directional control.

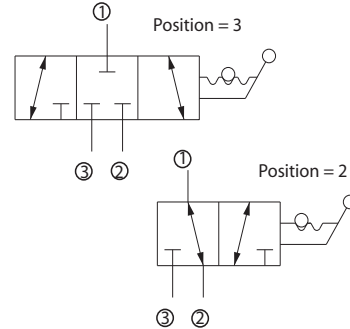
Refer to application notes for installation details.

SPECIFICATIONS

Theoretical performance



Schematic



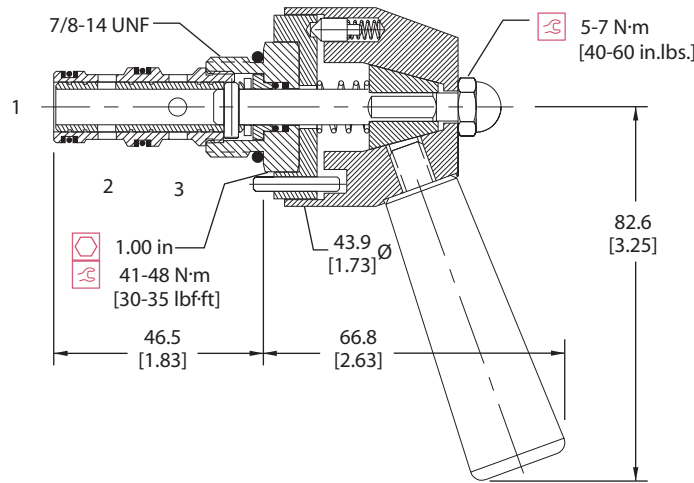
Specifications

Rated pressure	210 bar [3000 psi]
Rated flow at 7 bar [100 psi]	30 l/min [8 US gal/min]
Leakage	82 cm ³ /min [5 in ³ /min] @ Rated pressure
Weight	0.32 kg [0.71 lb]
Cavity	SDC10-3

DIMENSIONS

mm [in]

Cross-sectional view



ORDERING INFORMATION

CP630 - 1 - B - 8S - 3 - D

Seals

B = Buna-N
V = Viton

Seal kit
120009
120010

Housing and ports

0 = No Housing
SE3B = AL, 3/8 BSP
SE4B = AL, 1/2 BSP
6S = AL, #6 SAE
8S = AL, #8 SAE
Other housings available

Housing P/N

No Housing
SDC10-3-SE-3B
SDC10-3-SE-4B
CP10-3-6S
CP10-3-8S

Detent

D = Detent with handle
K = Knob (not shown)
knob is not detented

Position

2 = 2 Position detent
3 = 3 Position detent

DV - Directional Control Valves
CP630-1