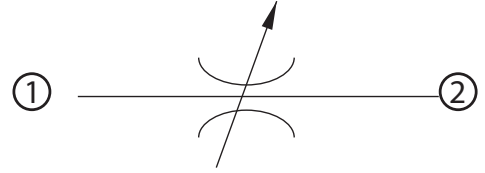


OPERATION

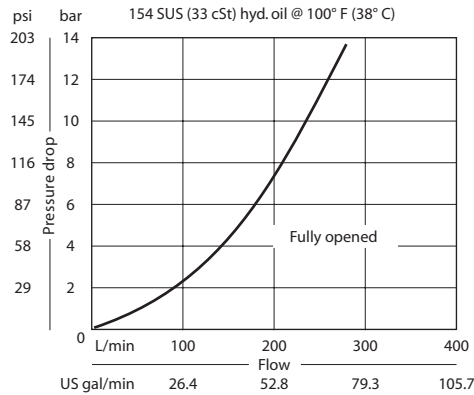
This valve is a non-pressure compensated, adjustable flow control valve.

Schematic



SPECIFICATIONS

Theoretical performance



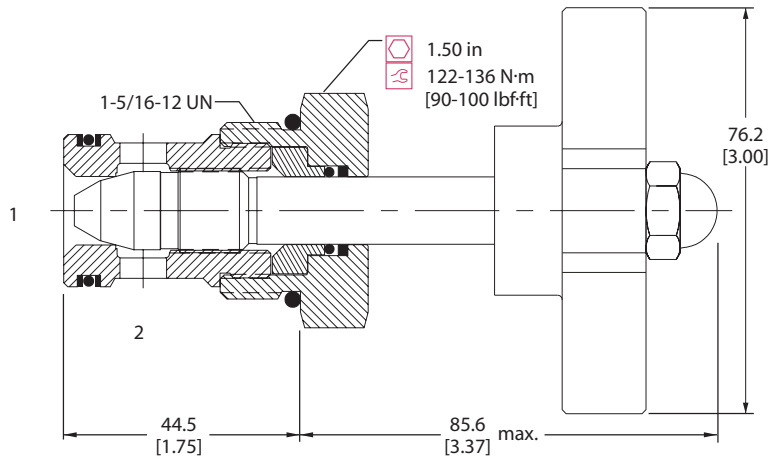
Specifications

Rated pressure	210 bar [3000 psi]
Rated flow at 7 bar [100 psi]	190 l/min [50 US gal/min]
Leakage	6 drops/min @ Rated pressure
Weight	0.31 kg [0.68 lb]
Cavity	SDC16-2

DIMENSIONS

mm in

Cross-sectional view



ORDERING INFORMATION

CP612 - 1 - B - 16S

Seals

B = Buna-N
 V = Viton

Seal kit
 120567
 120568

Housing and ports

0 = No Housing
 DG6B = AL, 3/4 BSP
 DG8B = AL, 1 BSP
 12S = AL, #12 SAE
 16S = AL, #16 SAE
 Other housings available

Housing P/N

No Housing
 SDC16-2-DG-6B
 SDC16-2-DG-8B
 SDC16-2-12S
 SDC16-2-16S