

OPERATION

This is an 08-size, 3-Position, 4-Way, spool type solenoid Valve. When de-energized, the HSV08-34-05 is float-center, allowing flow between ports 1, 2 and 4, while port 3 is blocked. When coil S1 is energized, the spool shifts to allow flow from port 3 to port 4, and from port 2 to 1. When coil S2 is energized, the spool shifts to allow flow from port 3 to port 2, and from port 4 to port 1. Follow the "Operating Envelope" limits to ensure shifting of the valve during operation. The HSV08-34-05 comes standard with a one-direction, push-pin manual override. When the manual override is pushed, the spool shifts following the logic of energizing S2.

APPLICATIONS

These spool-type valves are primarily used in mobile and industrial applications for controlling the direction of the flow in a circuit. Solenoid spool-type valves are direct acting and respond quickly to coil voltage input. Spool valves will have some leakage due to spool clearance, so if your application requires no leakage at the working port(s), apply a low leakage poppet valve(s), like PO check valve, counterbalance valve, etc., in addition to this solenoid valve. Port 1 is not intended for use as inlet (Tank only).



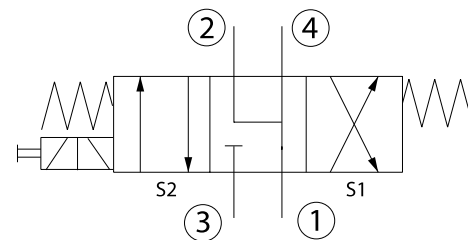
Shown with Standard Coils,
Deutsch Connectors

SPECIFICATIONS

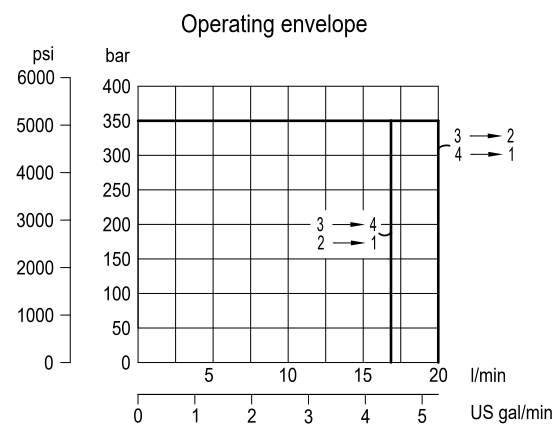
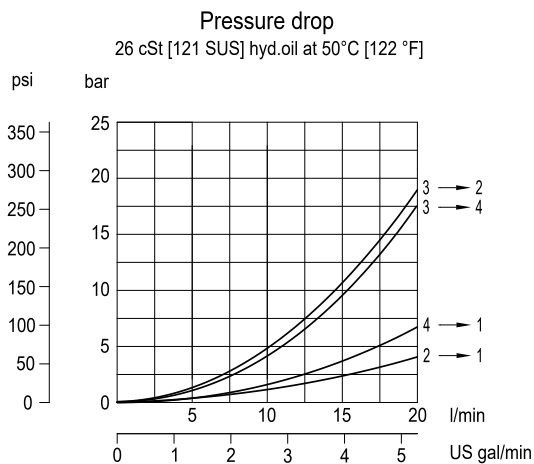
Rated pressure*	350 bar [5075 psi]
Rated flow at 7 bar [100 psi]	11 l/min [2.91 US gal/min]
Weight	0.55 kg [1.21 lb]
Cavity	SDC08-4
Standard Coil	M13 20 Watt
Robust Coil	R13 16 Watt Robust Nut P/N 173800539 (no coil O-rings needed)

* Rated Pressure based on NFPA fatigue test standards (at 1 Million Cycles).

SCHEMATIC



PERFORMANCE CURVES





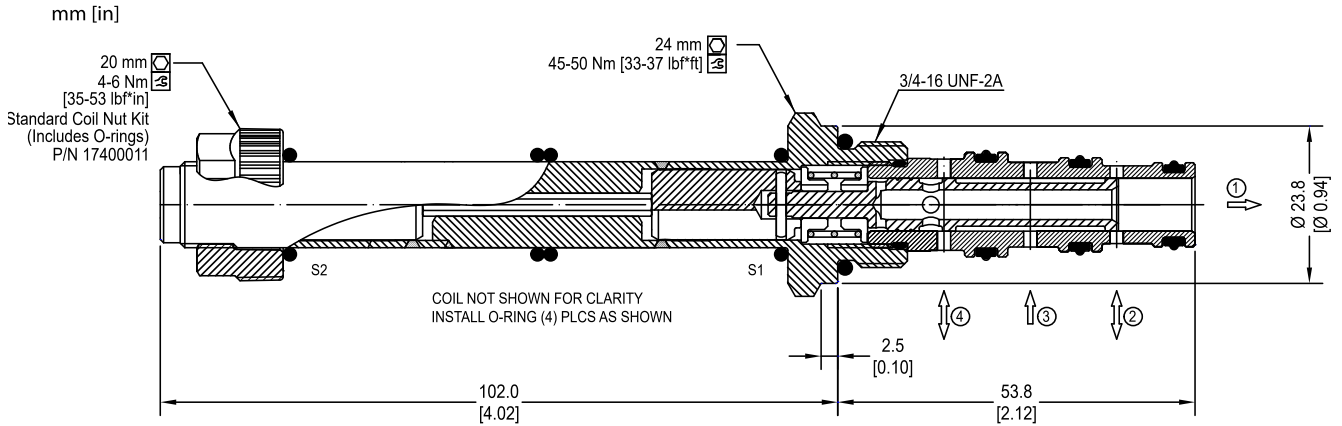
Solenoid Valves Catalog

4-Way, 3-Position Spool

HSV08-34-05

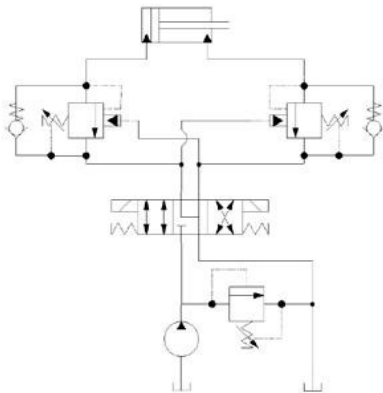


DIMENSIONS

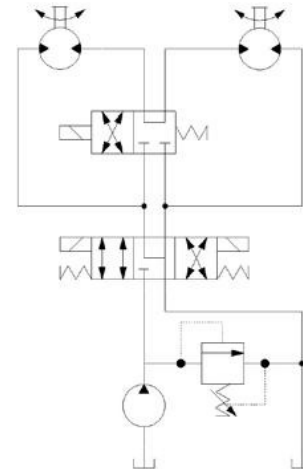


EXAMPLE CIRCUITS

Double-acting cylinder control with dual counterbalance



2 Speed Circuit



ORDERING INFORMATION

HSV08 - 34 - 05 - 12D - DE - PN - P - 00

High Pressure Solenoid Valve
3 position, 4 way, 08-Size.

Coil Voltage

Description	Standard Coil Code	Robust Coil Code
No Coil	00	R00
12 VDC	12D	R12D
24 VDC	24D	R24D

Coil Termination

Description	Standard Coil Code	IP Rating	Robust Coil Code	IP Rating
No Coil	00	-	00	-
Flying Lead	FL	IP65	FL	IP69K
Deutsch	DE	IP69K	DE	IP69K
AMP SuperSeal 1.5	AS	IP67	AS	IP69K
AMP SuperSeal with Diode	ASD	IP67	ASDB	IP69K
Deutsch with Diode	DED	IP69K	DEDB	IP69K
Flying Lead with Diode	FLD	IP65	FLDB	IP69K
DIN 43650	DN	IP65	-	-

Housings

Code	Ports & Material	Body Nomenclature
00	Cartridge only	No Body
S3B	3/8 BSP, Steel	CP08-4-S3B
S6S	#6 SAE, Steel	CP08-4-S6S

*** Aluminum bodies available for lower pressure applications [less than 210 bar (3000 psi)]. Please consult factory for details.

Seal Option

Code	Seal Material	Seal kit
P	Polyurethane Single Seal	11167316

Manual Overrides

Code	Description
PN	Push Pin (Standard)

SV - Solenoid Valves
HSV08-34-05