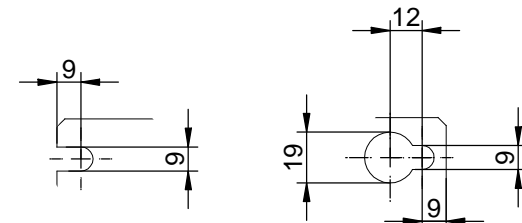
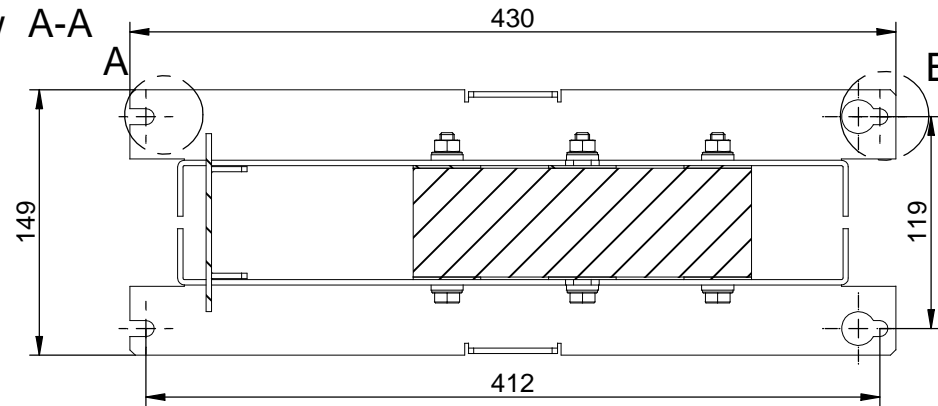


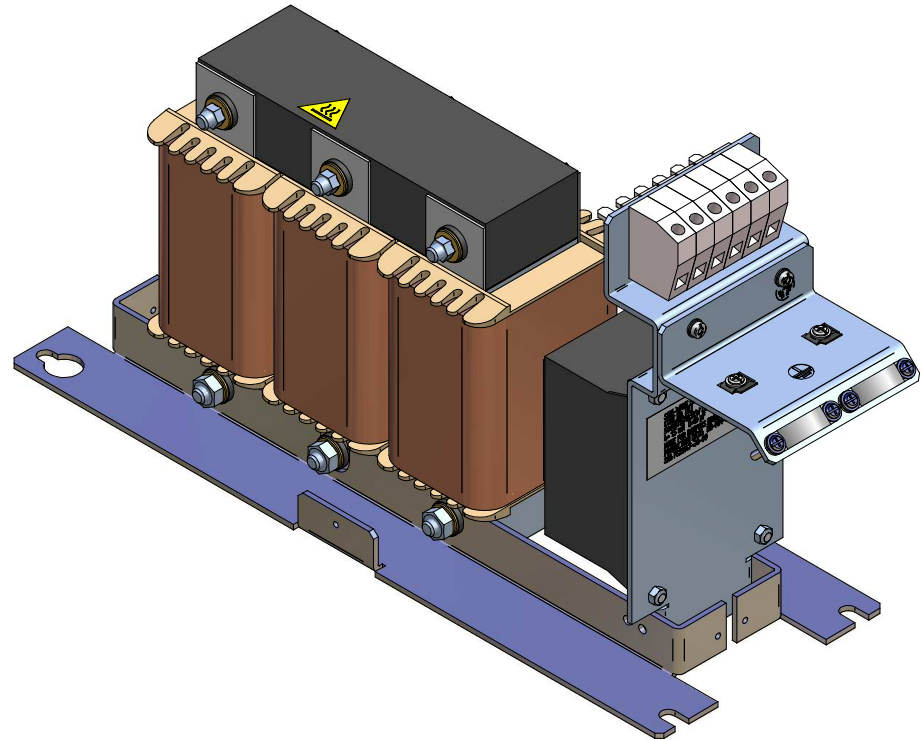
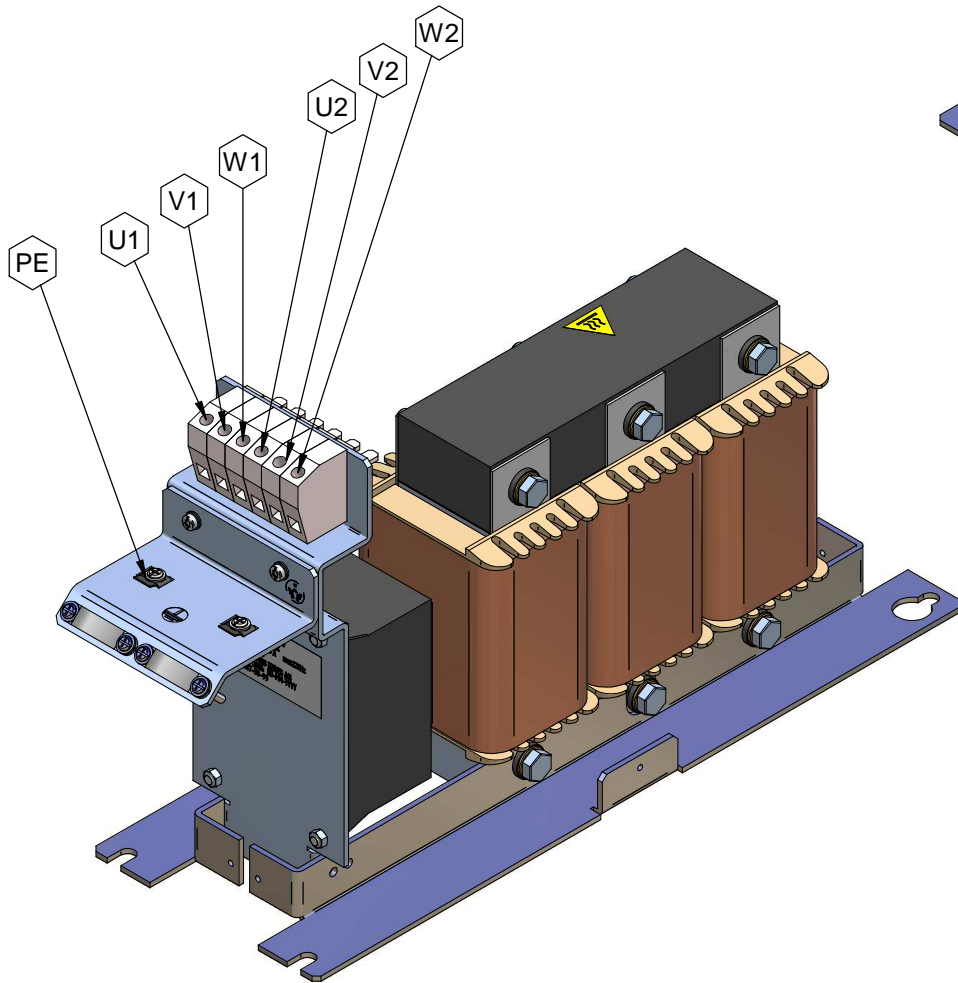
sectional view A-A



detail A

detail B

*This document may not be duplicated without our written authorization. To not be handed over to, copied or used by third party, two- or three-dimensional reproduction of contents to be authorized.				Dimensions without tolerance statement against DIN ISO 13020b		projection	scale: 1:3	DIN A3	weight: 24 kg
				date	name		description: sine wave filter 38A L=1,6mH Cy=10µF 130B2413 FS21147-38-99		
G	Modified after issue problem	03.03.2008	Ger.	plot	Mestermann				
F	core modified	17.11.2008	Ger.	che.	Stitz				
E	housing reprint	04.01.2008	Mes.	DIN					
D	cable mounting modified	07.01.2008	Mes.						
C	terminal changed	01.08.06	Mes.						
B	cable mounting changed	14.07.2006	Mes.						
A	air gap changed from 2,0 to 4mm	31.05.2006	Mes.						
num	modification	date	name	dev.for:	dev.by:	CAD-File 1_5mh_38a-100.dft			



*This document may not be duplicated without our written authorization. To not be harassed over to, copied or used by third party, two or three-dimensional reproduction of contents to be authorized.				Dimensions without tolerance statement against DIN ISO 13020b		projection		scale: 1:2,5		DIN A3		weight: 24 kg	
G	Modified after noise problem	03.03.2008	Ger.	plot	20.05.06	Mestermann			description:				
F	core modified	17.11.2008	Ger.	che.	20.05.06	Stitz			sine wave filter				
E	housing repaired	04.01.2008	Mes.	DIN					38A L=1,6mH Cy=10µF				
D	cable mounting modified	07.01.2008	Mes.						130B2413				
C	terminal changed	01.08.06	Mes.						FS21147-38-99				
B	cable mounting changed	14.07.2006	Mes.						dev.by:				
A	air gap changed from 2,8 to 4mm	31.05.2006	Mes.						CAD-File 1_5mh_38a-100.dft				
num	modification	date	name	dev.for:									