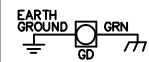
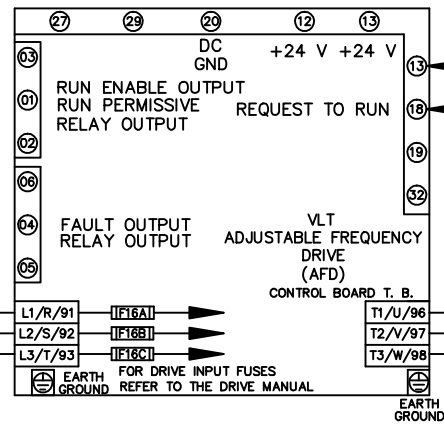
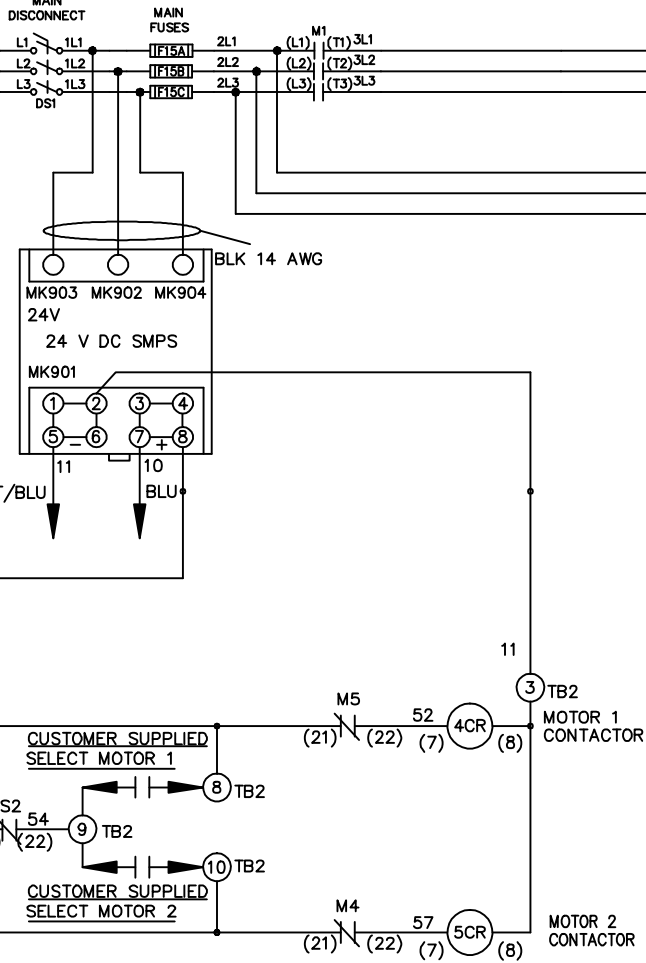


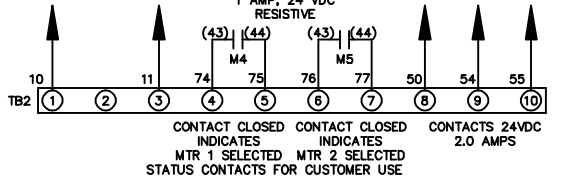
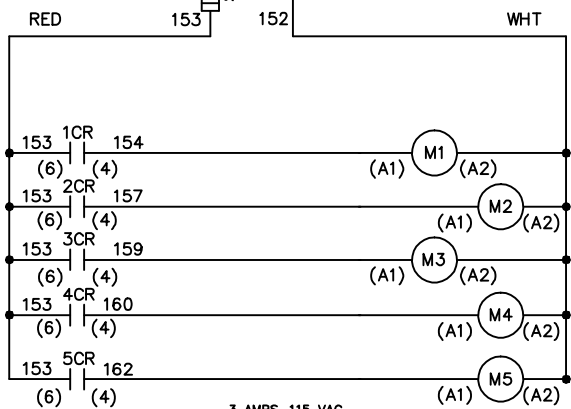
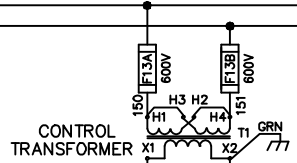
WIRE COLOR SCHEME	
BLACK	- LINE VOLTAGE
RED	- AC CONTROL
WHITE	- AC GROUNDED
	- CIRCUIT CONDUCTOR
BLUE	- DC CONTROL
WHT/BLU	- DC CONTROL COMMON
GREEN	- CHASSIS GROUND



CUSTOMER SUPPLIED CIRCUIT PROTECTION INPUT POWER AND MOTOR WIRING MUST BE SELECTED IN ACCORDANCE WITH THE N.E.C. ANY APPLICABLE LOCAL CODES AND THE DRIVE CURRENT RATING.



CUSTOMER SUPPLIED REQUEST TO RUN



CUSTOMER MOTOR WIRING MUST BE SELECTED IN ACCORDANCE WITH THE N.E.C. ANY APPLICABLE LOCAL CODES, AND THE DRIVE CURRENT RATING.

CONTACT SEQUENCE CHART FOR S2
X INDICATES CONTACT CLOSED

CONTACT	MOTOR 1	AUTO	MOTOR 2
11-12	X	X	
13-14			X
21-22		X	X
23-24	X		

-NOTICE-

THIS DRAWING AND THE INFORMATION DEPICTED THEREIN IS THE PROPERTY OF ITT. COPIES ARE ISSUED IN STRICT CONFIDENCE AND SHALL NOT BE REPRODUCED OR COPIED, OR USED AS THE BASIS FOR THE MANUFACTURE OR SALE OF PRODUCTS WITHOUT PRIOR WRITTEN PERMISSION OF ITT.

DRN JNW
2/14/07

NAME 230 VOLT, 3C, MAIN DISC
, MAIN FUSE, ECB, FRAME C2N1_
, NO REACTOR & DVDT, CMS

ITT
Residential & Commercial Water
Morton Grove, IL USA

REV	ECN	DATE
A	SP08061	10/08

APR

MODEL

PAGE 1 OF 2

SIZE A

DWG NO.

174N3597

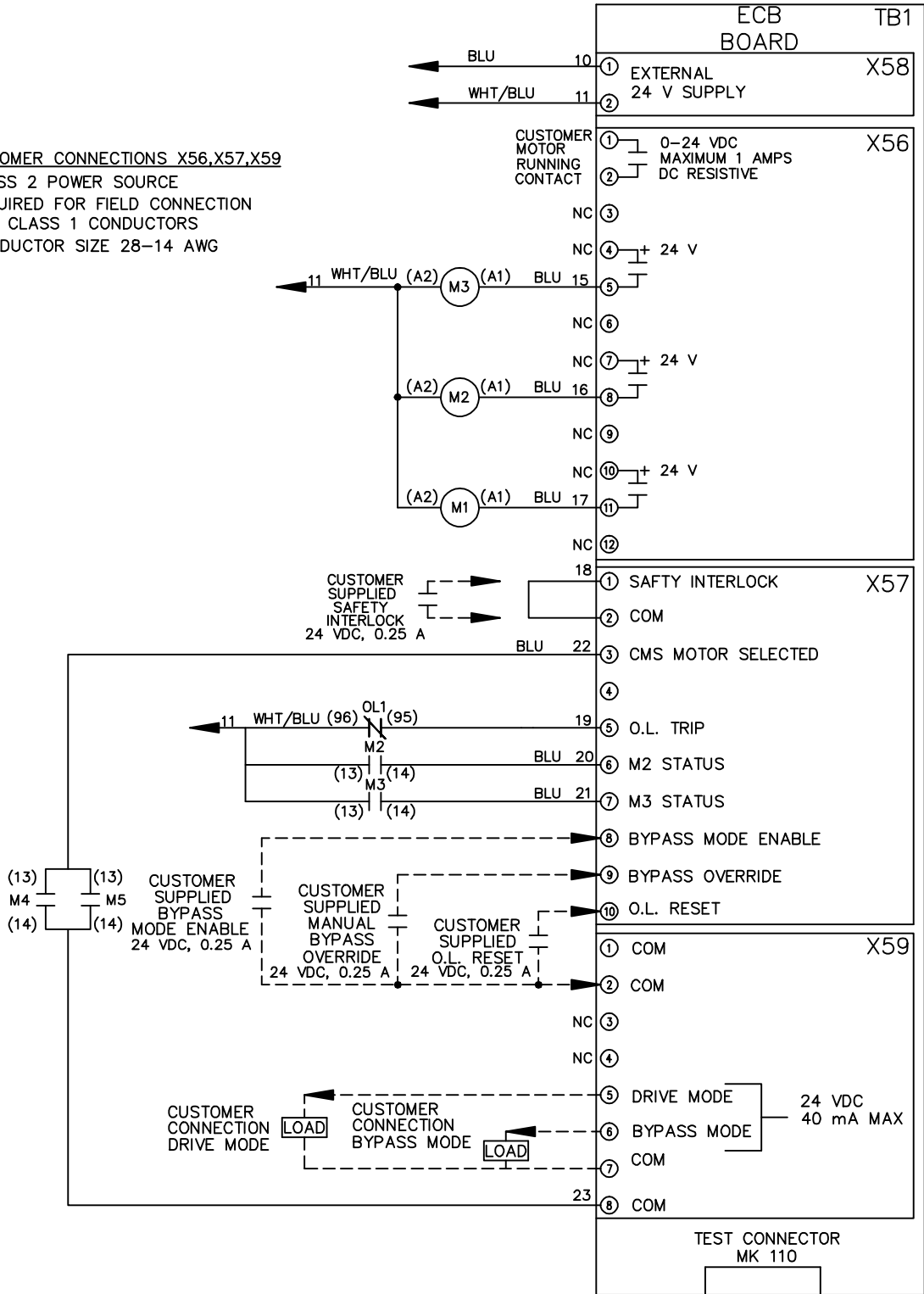
REV	ECN	DATE
A	SP08066	10/08

THIS DRAWING AND THE INFORMATION DERIVED THEREIN IS THE PROPERTY OF TTT. COPIES ARE ISSUED IN STRICT CONFIDENCE AND SHALL NOT BE REPRODUCED OR COPIED, OR USED AS THE BASIS FOR THE MANUFACTURE OR SALE OF PRODUCTS WITHOUT PRIOR WRITTEN PERMISSION OF TTT.

NOTICE

CUSTOMER CONNECTIONS X56, X57, X59

CLASS 2 POWER SOURCE
REQUIRED FOR FIELD CONNECTION
USE CLASS 1 CONDUCTORS
CONDUCTOR SIZE 28-14 AWG



DRN JNW
2/14/07
APR

NAME 230 VOLT, 3C, MAIN DISC
, MAIN FUSE, ECB, FRAME C2N1 -
, NO REACTOR & DVDI, CMS

MODEL
PAGE 2 OF 2
SIZE A
DWG NO. 174N3597

