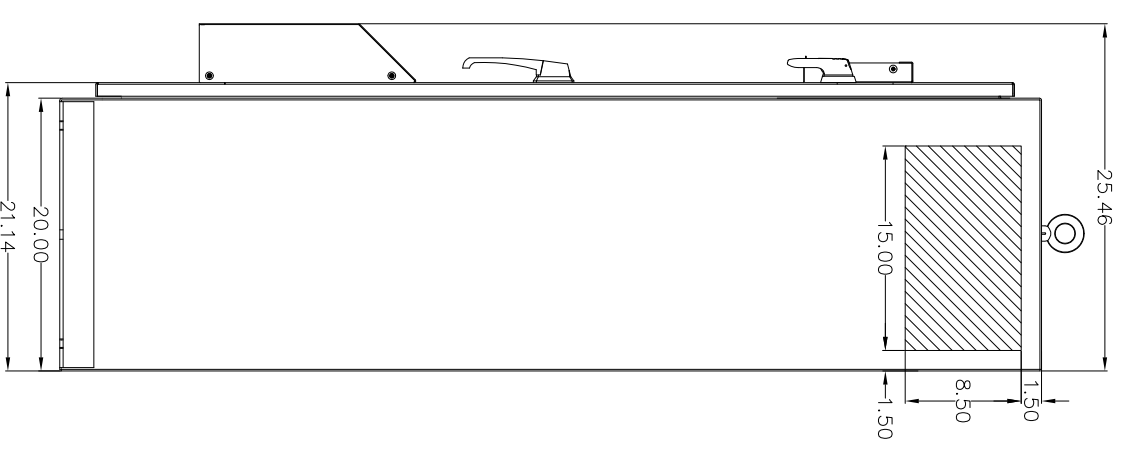
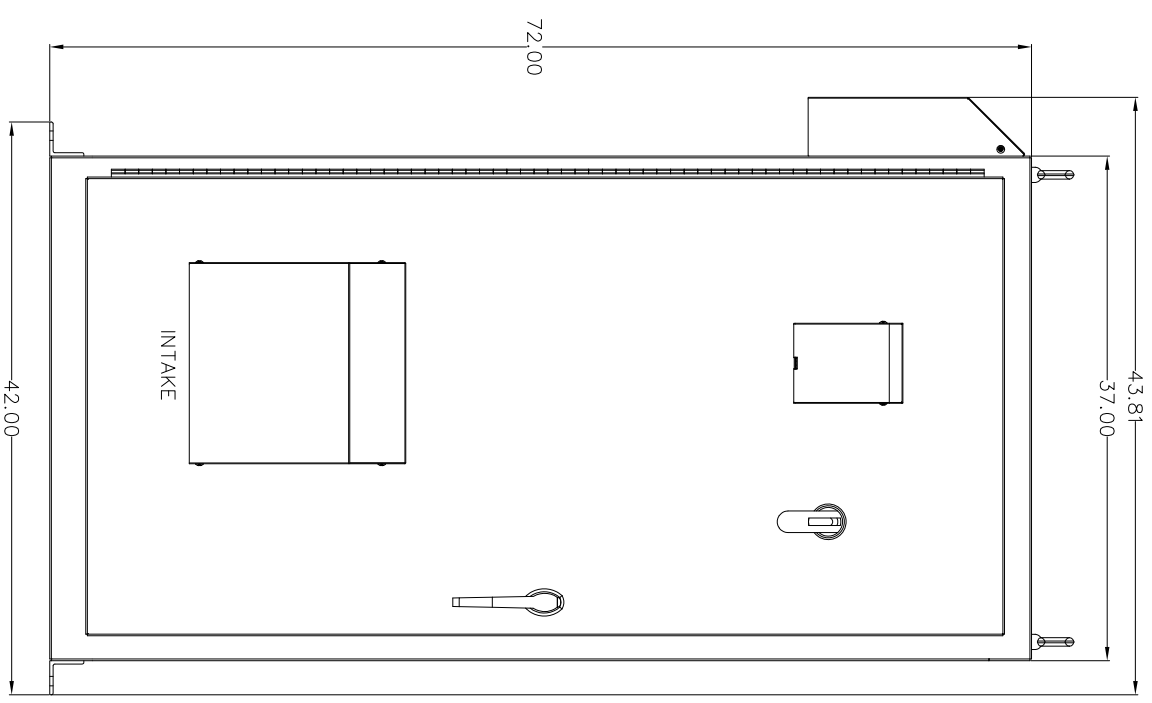
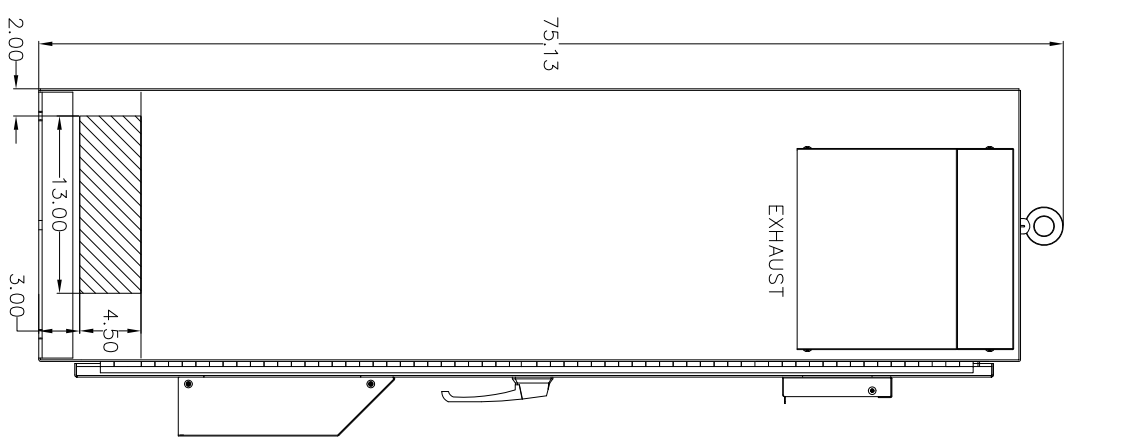
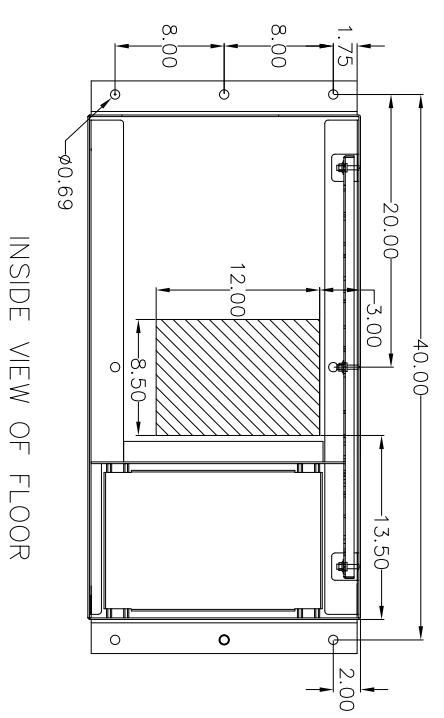
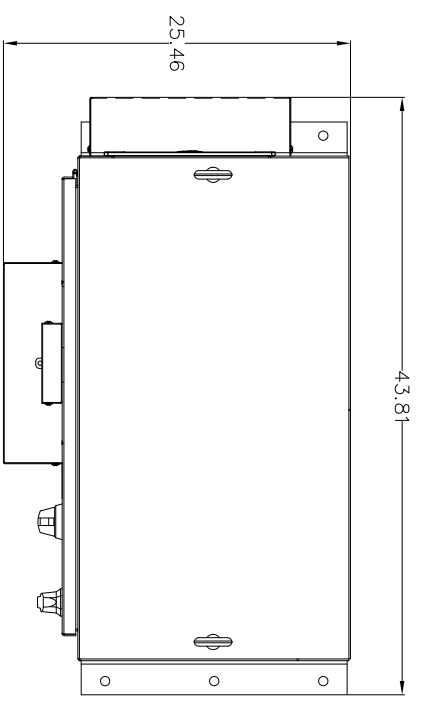


A B C D E F G H I J K L M N O P

- NOTES:
1. ALLOW 12" MINIMUM CLEARANCE ON EXHAUST SIDE OF PANEL.
 2. HATCHED AREA IS AVAILABLE FOR CONDUIT.



7			3		
6			2		
5			1		
4			0		11/6/13
REV	ECN	DATE	REV	ECN	DATE

— NOTICE —
 THIS DOCUMENT CONTAINS PROPRIETARY INFORMATION OF DANFOSS DRIVES. IT IS LOANED BY DANFOSS DRIVES SUBJECT TO THE CONDITIONS THAT IT AND THE INFORMATION EMBODIED THEREIN SHALL BE USED ONLY FOR RECORD AND REFERENCE PURPOSES. SHALL NOT BE USED OR CAUSED TO BE USED IN ANY WAY PREJUDICIAL TO THE INTERESTS OF DANFOSS DRIVES. SHALL NOT BE REPRODUCED OR COPIED IN WHOLE OR IN PART, OR DISCLOSED TO ANYONE WITHOUT THE DIRECT WRITTEN PERMISSION OF DANFOSS DRIVES AND SHALL BE RETURNED UPON REQUEST.

DRN	SUG	TOLERANCE	NAME	MODEL	SHEET	OF	SIZE	DWG. NO.
APR	SUG	Unless Otherwise Specified 2 PLC: ±.02 3 PLC: ±.005	HVAC PHD PANEL, NON - BYPASS, 100 - 125 HP, 480 / 600 VAC, NEMA 3R, DIMENSIONAL DWG.	FC-102	1	1	D	174N9294-04
SCALE	1.0							

