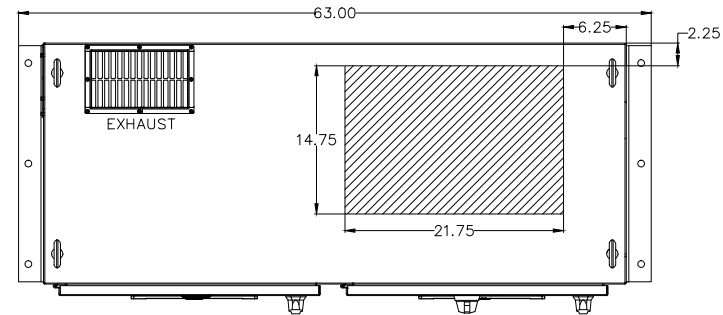
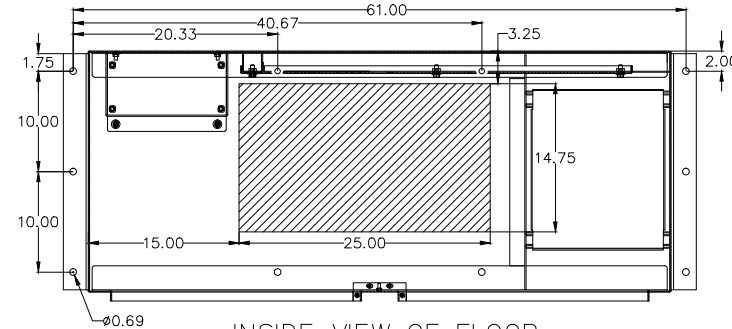


A B C D E F G H I J K L M M O P

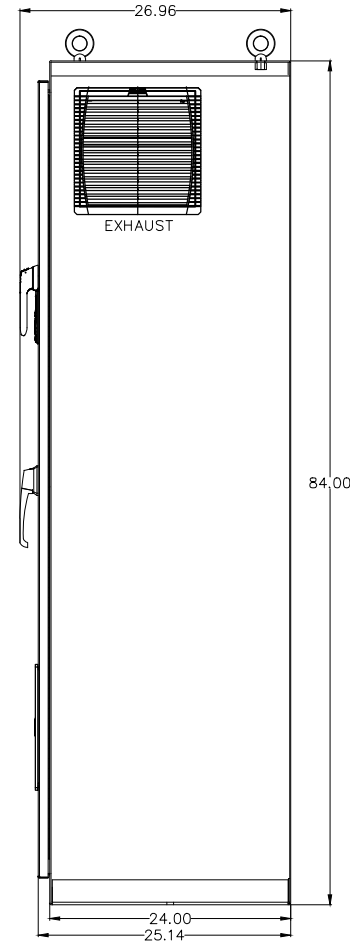
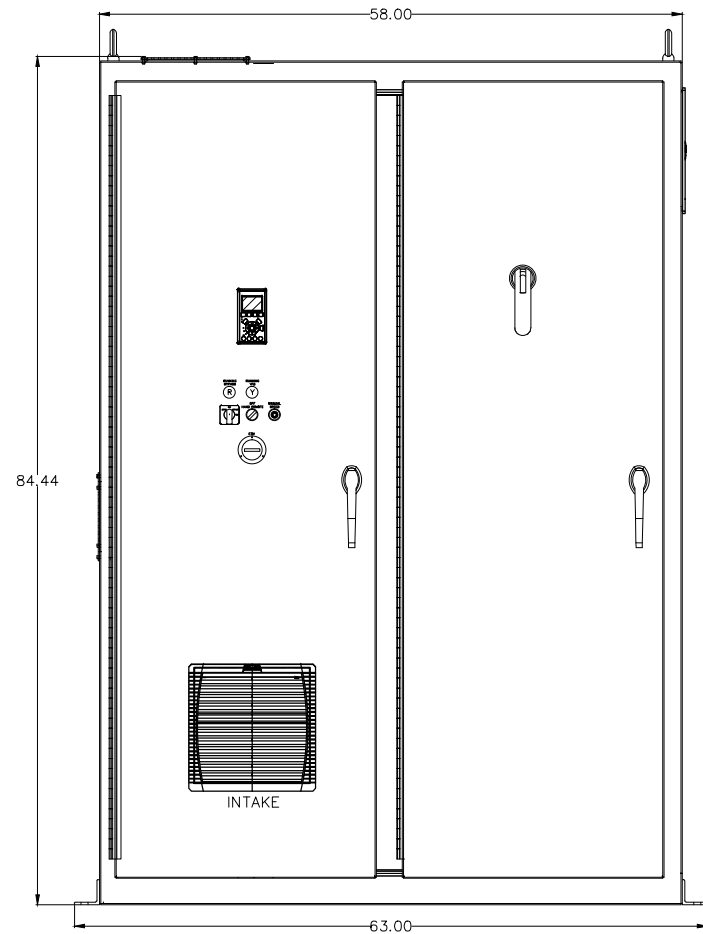
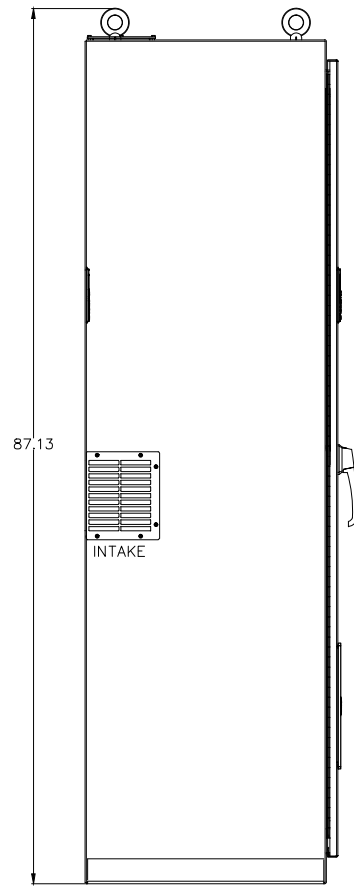


TOP VIEW



INSIDE VIEW OF FLOOR

- NOTES:
1. ALLOW 20" MINIMUM CLEARANCE ON INTAKE SIDE OF ENCLOSURE.
 2. HATCHED AREA IS AVAILABLE FOR CONDUIT.
 3. ALLOW 12" MINIMUM CLEARANCE BETWEEN ENCLOSURE ROOF AND OBJECTS AND CEILING DIRECTLY ABOVE ENCLOSURE.
 4. ALLOW 12" MINIMUM CLEARANCE ON EXHAUST SIDE OF ENCLOSURE
 5. IF ADJACENT TO OTHER ENCLOSURES WITH AIR INTAKES OR EXHAUSTS ON SIDES, ALLOW 24", OR 18" IF A HORIZONTAL BARRIER IS BUILT TO ISOLATE INTAKE AIR FROM EXHAUST AIR.



7			3		
6			2		
5			1		
4			0		03/12/14
REV	ECN	DATE	REV	ECN	DATE

- NOTICE -

THIS DOCUMENT CONTAINS PROPRIETARY INFORMATION OF DANFOSS DRIVES. IT IS LOANED BY DANFOSS DRIVES SUBJECT TO THE CONDITIONS THAT IT AND THE INFORMATION EMBODIED THEREIN SHALL BE USED ONLY FOR RECORD AND REFERENCE PURPOSES, SHALL NOT BE USED OR CAUSED TO BE USED IN ANY WAY PREJUDICIAL TO THE INTERESTS OF DANFOSS DRIVES, SHALL NOT BE REPRODUCED OR COPIED IN WHOLE OR IN PART, OR DISCLOSED TO ANYONE WITHOUT THE DIRECT WRITTEN PERMISSION OF DANFOSS DRIVES AND SHALL BE RETURNED UPON REQUEST.

DRN	JJH	TOLERANCE Unless Otherwise Specified 2 PLC. ±.02 3 PLC. ±.005
APR	SJG	
SCALE		1.0

NAME		AQUA PHD PANEL, 3 CONTACTOR OR SOFTSTART BYPASS, 150 - 250 HP / 480 VAC, OR 150 - 200 HP / 600 VAC, NEMA 1, 12, DIMENSIONAL DWG.	
MODEL	FC-202	SIZE	D
SHEET 1 OF 1		DWG. NO.	174N9327-04

