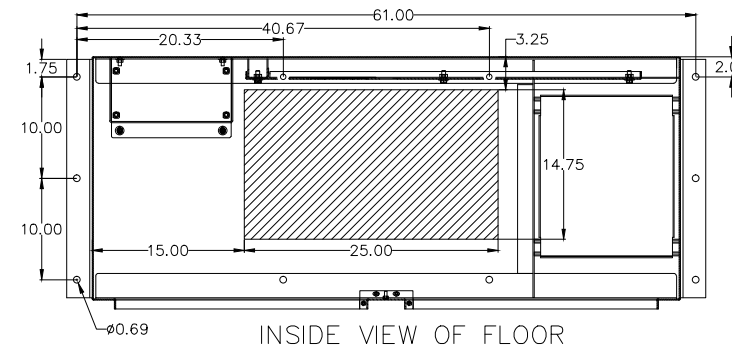
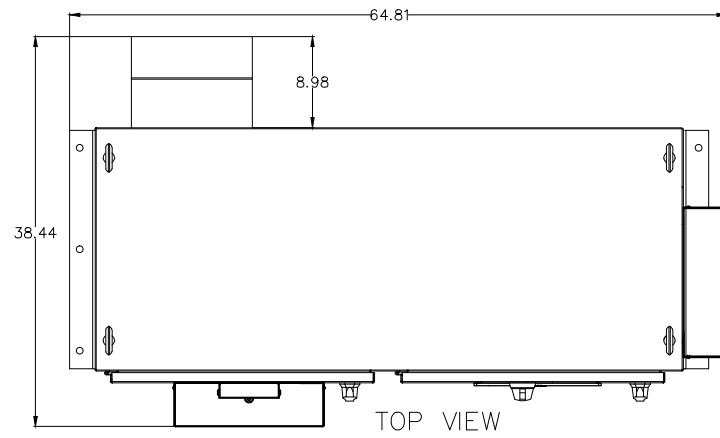
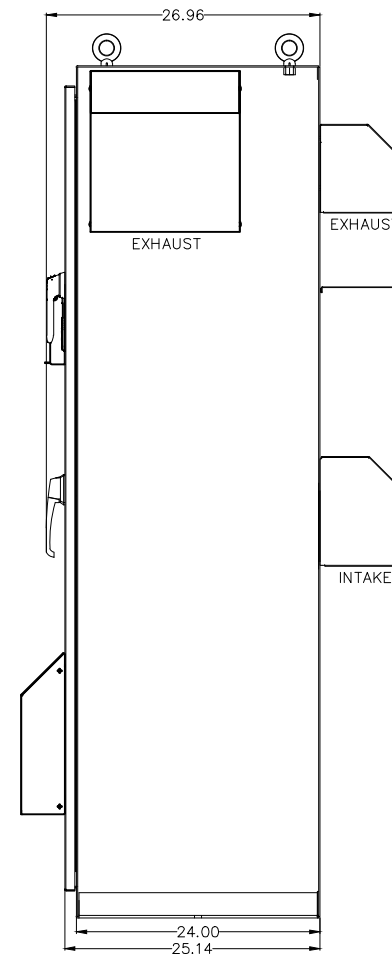
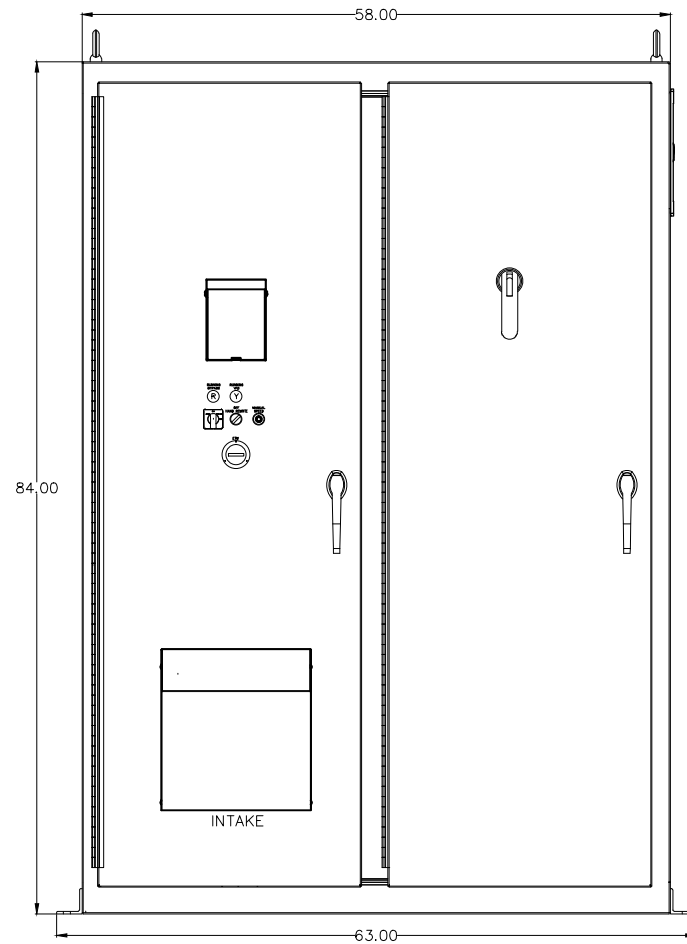
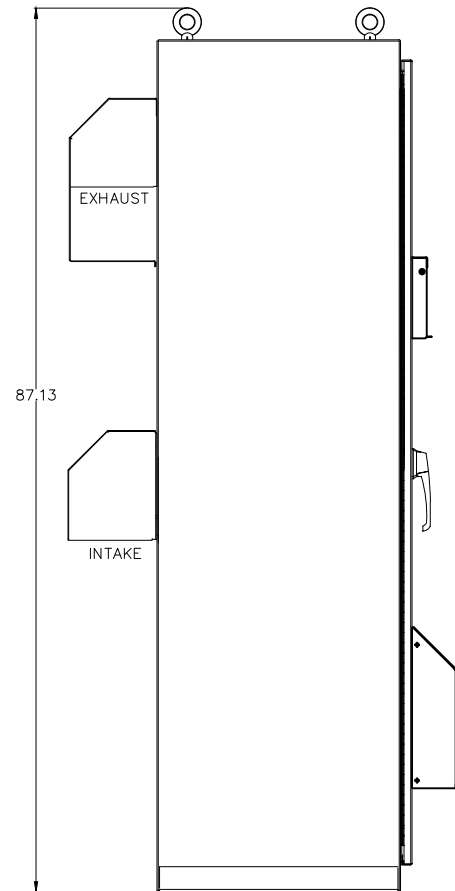


A B C D E F G H I J K L M M O P



- NOTES:
1. ALLOW 20" MINIMUM CLEARANCE ON LEFT SIDE OF ENCLOSURE.
 2. HATCHED AREA IS AVAILABLE FOR CONDUIT.
 3. ALLOW 30" MINIMUM CLEARANCE BETWEEN BACK OF ENCLOSURE AND OBJECTS OR WALLS BEHIND ENCLOSURE .
 4. ALLOW 12" MINIMUM CLEARANCE ON RIGHT SIDE OF ENCLOSURE.



7			3		
6			2		
5			1		
4			0		03/12/14
REV	ECN	DATE	REV	ECN	DATE

- NOTICE -

THIS DOCUMENT CONTAINS PROPRIETARY INFORMATION OF DANFOSS DRIVES. IT IS LOANED BY DANFOSS DRIVES SUBJECT TO THE CONDITIONS THAT IT AND THE INFORMATION EMBODIED THEREIN SHALL BE USED ONLY FOR RECORD AND REFERENCE PURPOSES, SHALL NOT BE USED OR CAUSED TO BE USED IN ANY WAY PREJUDICIAL TO THE INTERESTS OF DANFOSS DRIVES, SHALL NOT BE REPRODUCED OR COPIED IN WHOLE OR IN PART, OR DISCLOSED TO ANYONE WITHOUT THE DIRECT WRITTEN PERMISSION OF DANFOSS DRIVES AND SHALL BE RETURNED UPON REQUEST.

DRN
JJH
APR
SJG

TOLERANCE
Unless
Otherwise
Specified
2 PLC. $\pm .02$
3 PLC. $\pm .005$
SCALE 1.0

NAME AQUA PHD PANEL, 3 CONTACTOR OR SOFTSTART BYPASS,
150 - 250 HP / 480 VAC, OR 150 - 200 HP / 600 VAC, NEMA 3R,
DIMENSIONAL DWG.
MODEL FC-202

DWG. NO. 174N9328-04
 SHEET 1 OF 1
 SIZE D