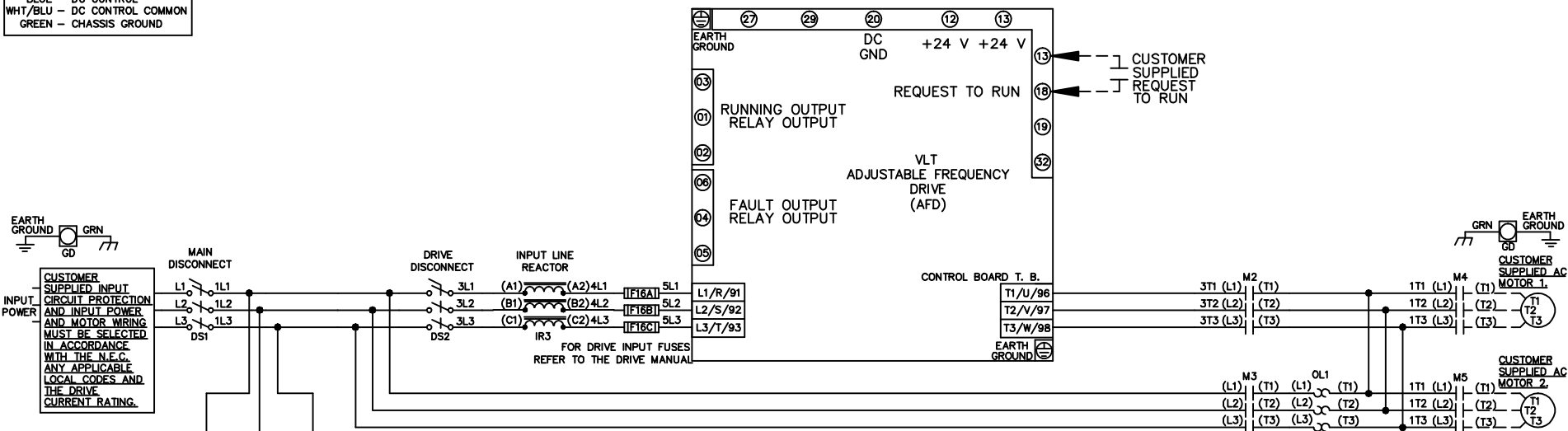
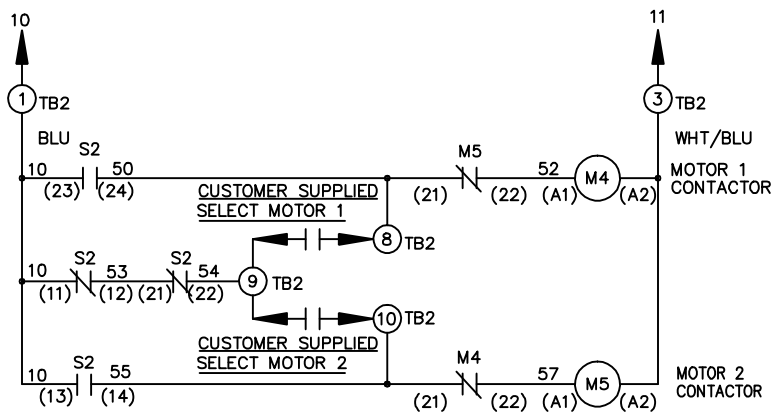
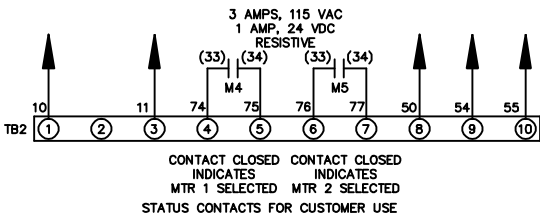
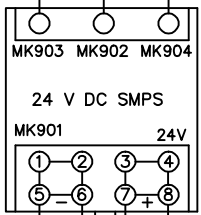


- WIRE COLOR SCHEME**
- BLACK - LINE VOLTAGE
  - RED - AC CONTROL
  - WHITE - AC GROUNDED
  - CIRCUIT CONDUCTOR
  - BLUE - DC CONTROL
  - WHT/BLU - DC CONTROL COMMON
  - GREEN - CHASSIS GROUND



CUSTOMER SUPPLIED INPUT CIRCUIT PROTECTION AND INPUT POWER AND MOTOR WIRING MUST BE SELECTED IN ACCORDANCE WITH THE N.E.C., ANY APPLICABLE LOCAL CODES AND THE DRIVE CURRENT RATING.

CUSTOMER MOTOR WIRING MUST BE SELECTED IN ACCORDANCE WITH THE N.E.C., ANY APPLICABLE LOCAL CODES AND THE DRIVE CURRENT RATING.



CONTACT SEQUENCE CHART FOR S2  
X INDICATES CONTACT CLOSED

POSITION	MOTOR 1	AUTO	MOTOR 2
11-12	X	X	
13-14			X
21-22		X	X
23-24	X		

**- NOTICE -**

THIS DOCUMENT CONTAINS PROPRIETARY INFORMATION OF DANFOSS DRIVES. IT IS LOANED BY DANFOSS DRIVES SUBJECT TO THE CONDITIONS THAT IT AND THE INFORMATION EMBODIED THEREIN SHALL BE USED ONLY FOR RECORD AND REFERENCE PURPOSES, SHALL NOT BE USED OR CAUSED TO BE USED IN ANY WAY PREJUDICIAL TO THE INTERESTS OF DANFOSS DRIVES, SHALL NOT BE REPRODUCED OR COPIED IN WHOLE OR IN PART, OR DISCLOSED TO ANYONE WITHOUT THE DIRECT WRITTEN PERMISSION OF DANFOSS DRIVES AND SHALL BE RETURNED UPON REQUEST.

DRN JNW  
2/14/07  
APR

NAME 208-600VOLT,2C,MAIN&DRIVE DISC  
,DRIVE FUSE,ECB,FRAME A2-A3  
,REACTOR,CMS



A	SP08061	10/08
REV	ECN	DATE

REV	A	ECN	SP08066	DATE	10/08
-----	---	-----	---------	------	-------

**NOTICE**  
 THIS DOCUMENT CONTAINS PROPRIETARY INFORMATION OF DANFOSS DRIVES. IT IS LOANED BY DANFOSS DRIVES SUBJECT TO THE CONDITIONS THAT IT AND THE INFORMATION EMBODIED THEREIN SHALL BE USED ONLY FOR RECORD AND REFERENCE PURPOSES. SHALL NOT BE USED OR CAUSED TO BE USED IN ANY WAY PREJUDICIAL TO THE INTERESTS OF DANFOSS DRIVES. SHALL NOT BE REPRODUCED OR COPIED IN WHOLE OR IN PART, OR DISCLOSED TO ANYONE WITHOUT THE DIRECT WRITTEN PERMISSION OF DANFOSS DRIVES AND SHALL BE RETURNED UPON REQUEST.

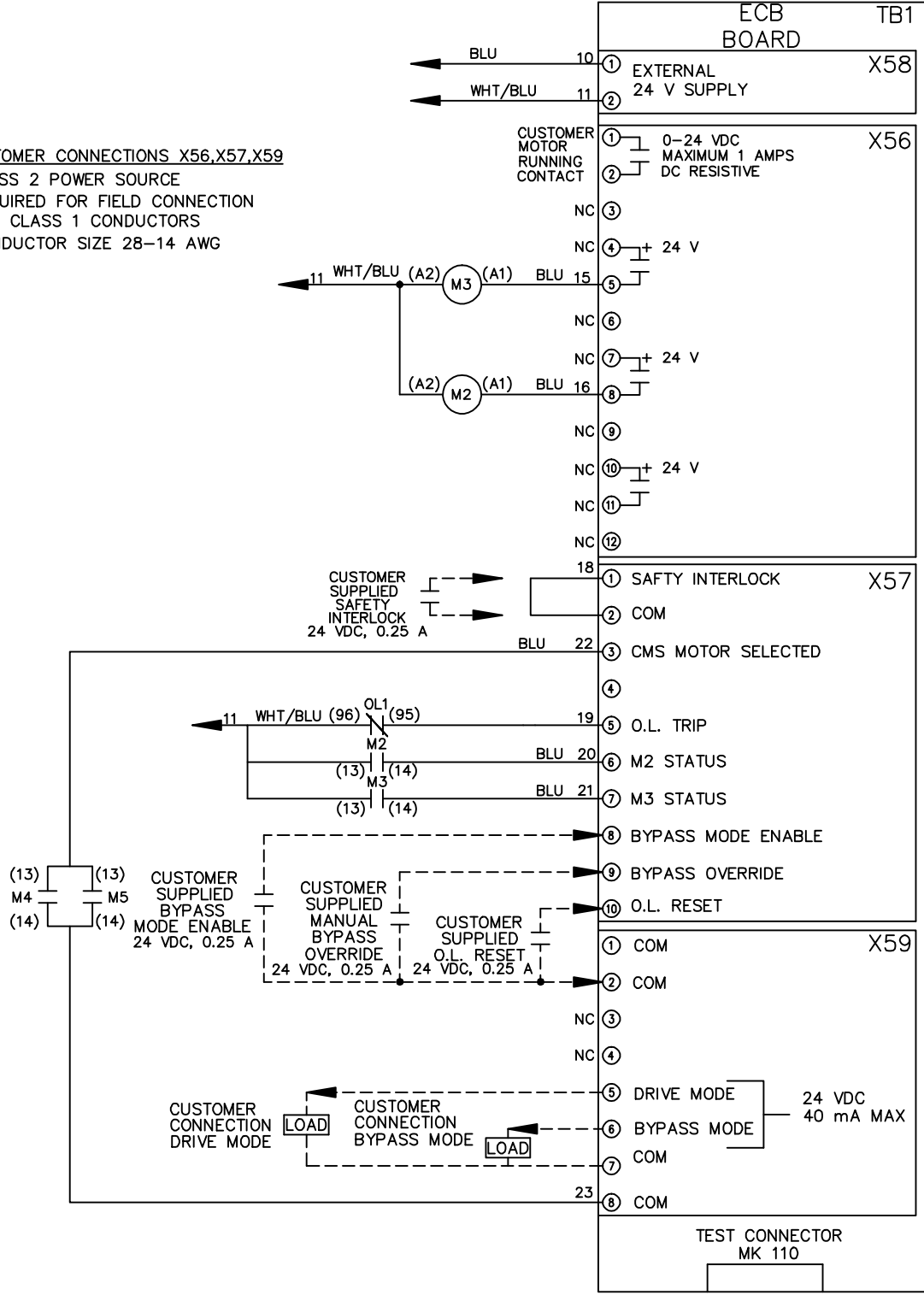
DRN JNW  
 2/14/07  
 APR

NAME 208-600VOLT, 2C, MAIN & DRIVE DISC  
 , DRIVE FUSE, ECB, FRAME A2-A3  
 , REACTOR, CMS

PAGE 2 OF 2  
 SIZE A  
 DWG NO. 174U0123



**CUSTOMER CONNECTIONS X56, X57, X59**  
 CLASS 2 POWER SOURCE  
 REQUIRED FOR FIELD CONNECTION  
 USE CLASS 1 CONDUCTORS  
 CONDUCTOR SIZE 28-14 AWG



TEST CONNECTOR  
 MK 110