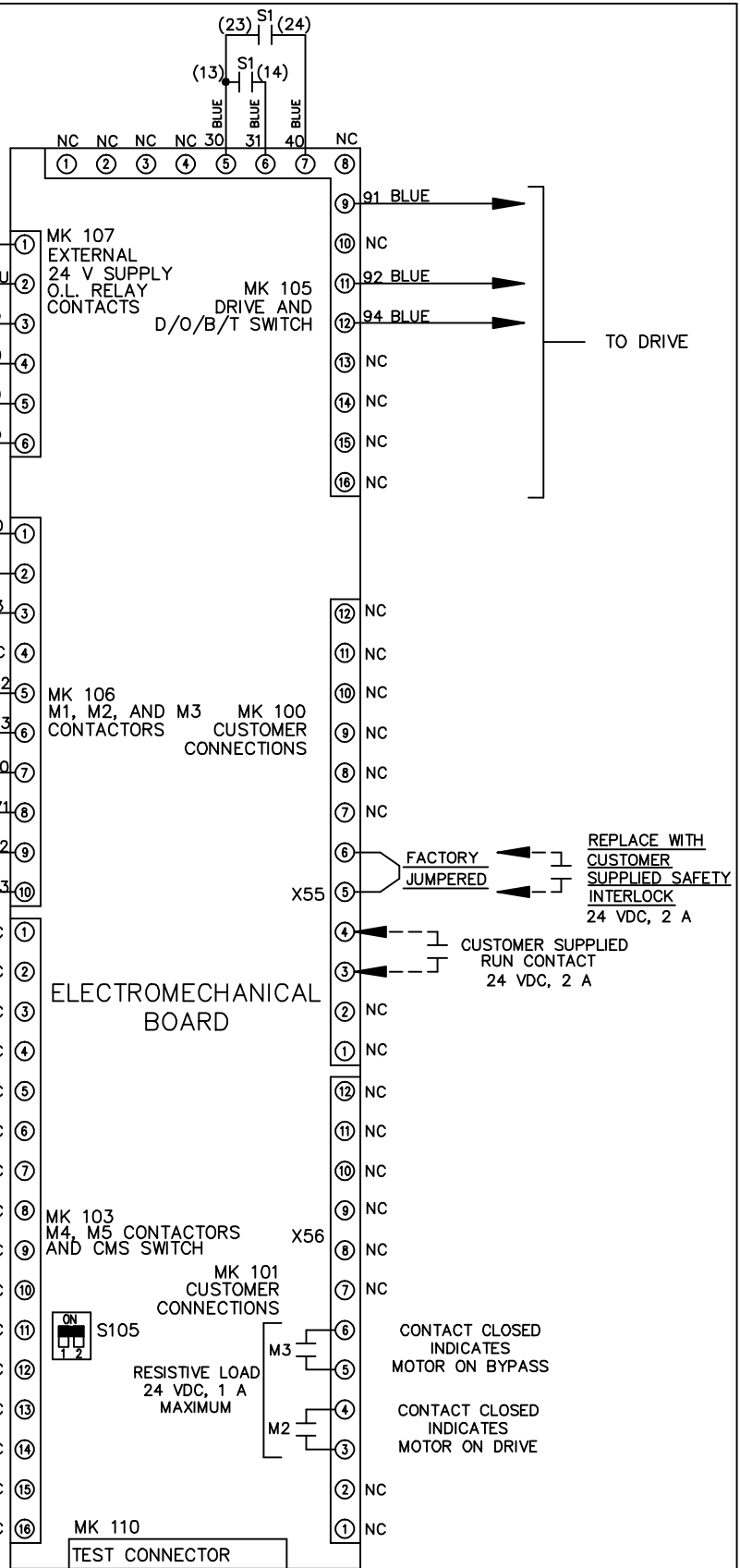
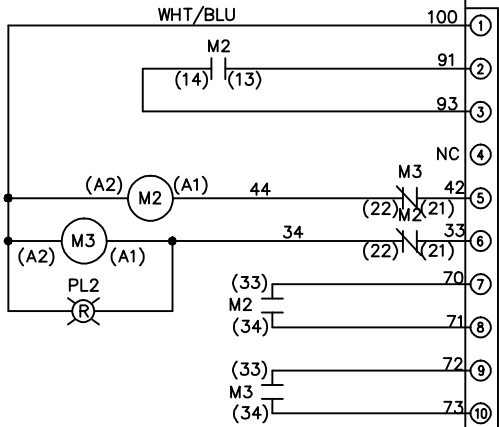

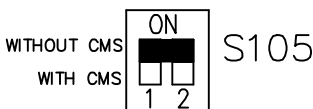


| | | | | | |
|------|---|---------|-------|---|--|
| REV | A | SP08066 | 10/08 | THIS DOCUMENT CONTAINS PROPRIETARY INFORMATION OF DANFOSS DRIVES. IT IS LOANED BY DANFOSS DRIVES SUBJECT TO THE CONDITIONS THAT IT AND THE INFORMATION EMBODIED THEREIN SHALL BE USED ONLY FOR RECORD AND REFERENCE PURPOSES. SHALL NOT BE USED OR CAUSED TO BE USED IN ANY WAY PREJUDICIAL TO THE INTERESTS OF DANFOSS DRIVES, SHALL NOT BE REPRODUCED OR COPIED IN WHOLE OR IN PART, OR DISCLOSED TO ANYONE WITHOUT THE DIRECT WRITTEN PERMISSION OF DANFOSS DRIVES AND SHALL BE RETURNED UPON REQUEST. | |
| ECN | | | | - NOTICE - | |
| DATE | | | | DRN JNW 2/14/07 | |
| | | | | APR | |
| | | | | MODEL NAME 208-600VOLT, 2C, MAIN DISC , DRIVE FUSE, EMB1, FRAME A5-B1 , DVD1, SINGLE MTR | |
| | | | | PAGE 2 OF 2 | |
| | | | | SIZE A | |
| | | | | DWG NO. 174U0425 | |

| CONTACT SEQUENCE CHART FOR S1 X INDICATES CONTACT CLOSED | | | |
|---|-------|-----|--------|
| POSITION | DRIVE | OFF | BYPASS |
| 13-14 | | | X |
| 23-24 | X | | |



FACTORY SETTING



CUSTOMER CONNECTIONS X55, X56
CLASS 2 POWER SOURCE
REQUIRED FOR FIELD CONNECTION
USE CLASS 1 CONDUCTORS
CONDUCTOR SIZE 28-14 AWG

