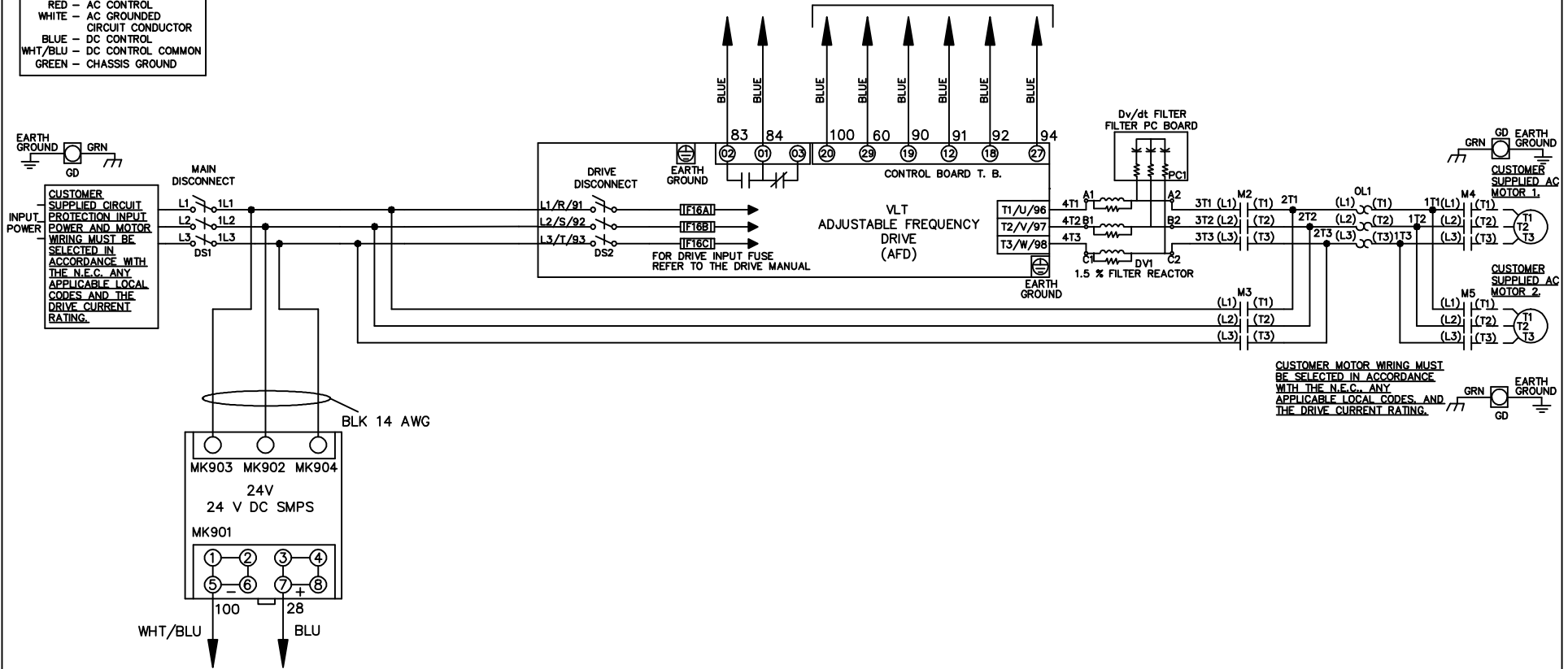


WIRE COLOR SCHEME
 BLACK - LINE VOLTAGE
 RED - AC CONTROL
 WHITE - AC GROUNDED
 WHITE - CIRCUIT CONDUCTOR
 BLUE - DC CONTROL
 WHT/BLU - DC CONTROL COMMON
 GREEN - CHASSIS GROUND

* ALL CONTROL WIRES ARE BLUE EXCEPT WHERE NOTED. TO ELECTROMECHANICAL RELAY BOARD



			- NOTICE -		DRN JNW 2/14/07		NAME 208-600VOLT, 2C, MAIN&DRIVE DISC ,DRIVE FUSE, EMB2, FRAME A5-B1 ,DVDT, CMS		<i>Danfoss</i>	
A	SP08061	10/08	THIS DOCUMENT CONTAINS PROPRIETARY INFORMATION OF DANFOSS DRIVES. IT IS LOANED BY DANFOSS DRIVES SUBJECT TO THE CONDITIONS THAT IT AND THE INFORMATION EMBODIED THEREIN SHALL BE USED ONLY FOR RECORD AND REFERENCE PURPOSES, SHALL NOT BE USED OR CAUSED TO BE USED IN ANY WAY PREJUDICIAL TO THE INTERESTS OF DANFOSS DRIVES, SHALL NOT BE REPRODUCED OR COPIED IN WHOLE OR IN PART, OR DISCLOSED TO ANYONE WITHOUT THE DIRECT WRITTEN PERMISSION OF DANFOSS DRIVES AND SHALL BE RETURNED UPON REQUEST.			APR	MODEL	PAGE 1 OF 2	SIZE A	DWG NO. 174U0439
REV	ECN	DATE								

REV	A	ECN	SP08066	DATE	10/08
-----	---	-----	---------	------	-------

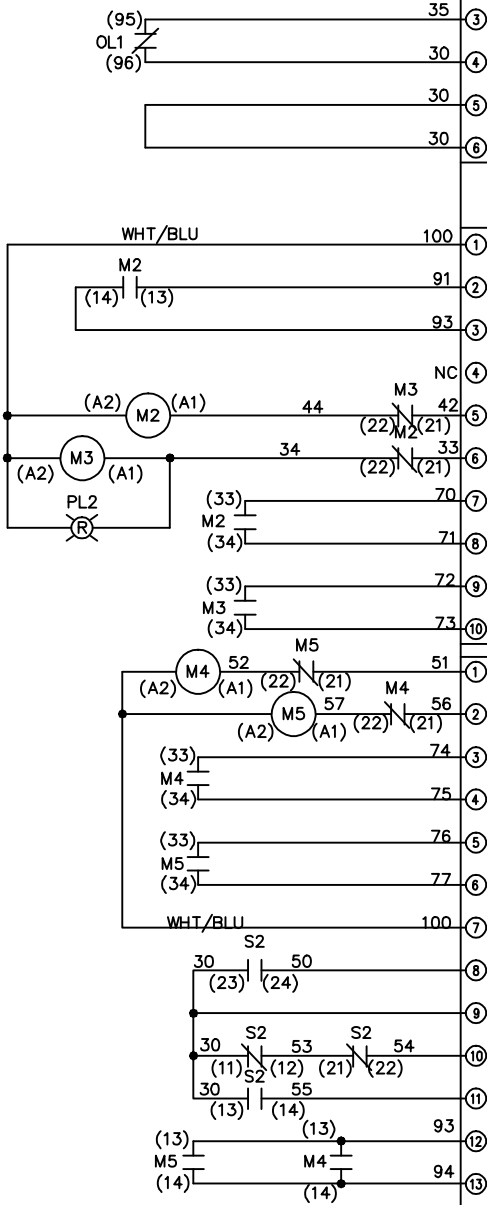
CONTACT SEQUENCE CHART FOR S1		POSITION
CONTACT		
13-14	DRIVE	X
23-24	OFF BYPASS	X

NOTICE
 THIS DOCUMENT CONTAINS PROPRIETARY INFORMATION OF DANFOSS DRIVES. IT IS LOANED BY DANFOSS DRIVES SUBJECT TO THE CONDITIONS THAT IT AND THE INFORMATION EMBODIED THEREIN SHALL BE USED ONLY FOR RECORD AND REFERENCE PURPOSES. SHALL NOT BE USED OR CAUSED TO BE USED IN ANY WAY PREJUDICIAL TO THE INTERESTS OF DANFOSS DRIVES. SHALL NOT BE REPRODUCED OR COPIED IN WHOLE OR IN PART, OR DISCLOSED TO ANYONE WITHOUT THE DIRECT WRITTEN PERMISSION OF DANFOSS DRIVES AND SHALL BE RETURNED UPON REQUEST.

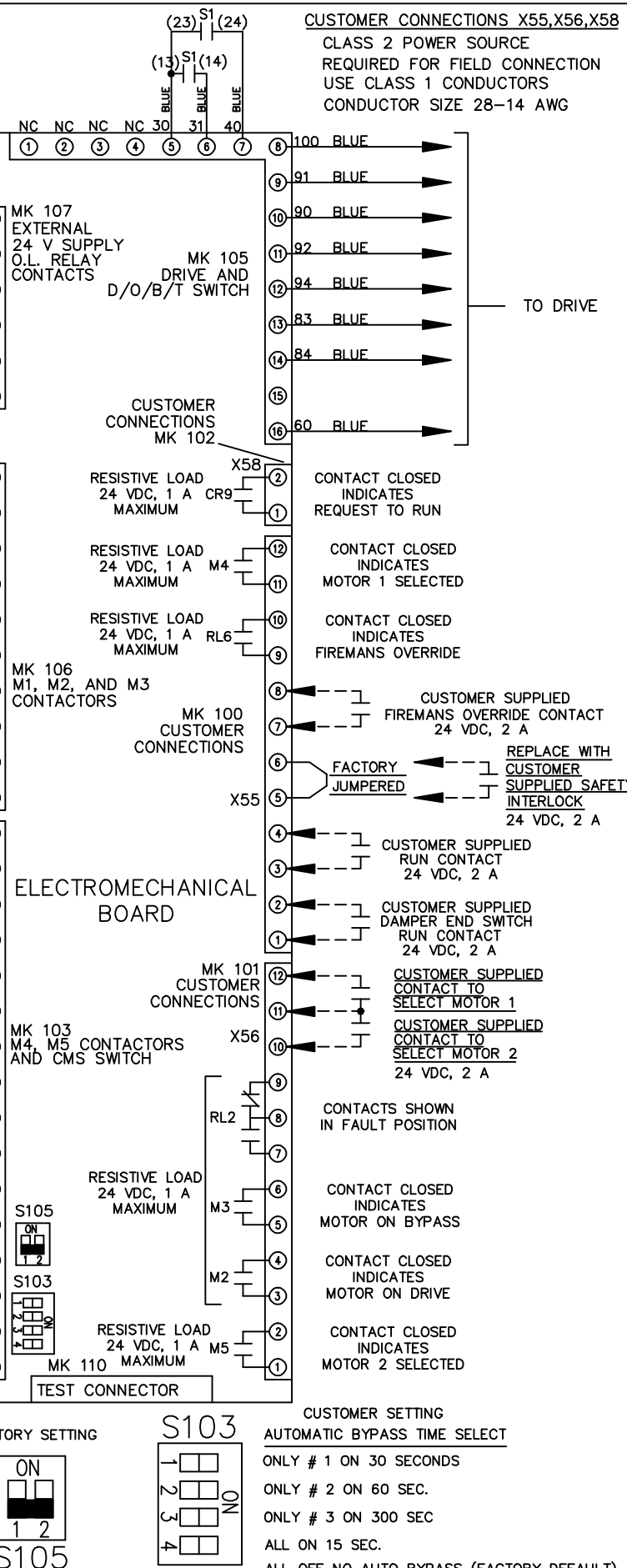
DRN JUNW
 2/14/07
 APR

NAME 208-600VOLT, 2C, MAIN&DRIVE DISC
 DRIVE FUSE, EMB2, FRAME A5-B1
 , DVDT, CMS

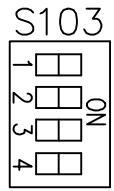

PAGE 2 OF 2
 SIZE A
 DWG NO. 174U0439



CONTACT SEQUENCE CHART FOR S2		POSITION
CONTACT		
11-12	MOTOR 1	X
13-14	AUTO	X
21-22	MOTOR 2	X
23-24		X



CUSTOMER CONNECTIONS X55, X56, X58
 CLASS 2 POWER SOURCE
 REQUIRED FOR FIELD CONNECTION
 USE CLASS 1 CONDUCTORS
 CONDUCTOR SIZE 28-14 AWG



CUSTOMER SETTING
 AUTOMATIC BYPASS TIME SELECT

ONLY # 1 ON 30 SECONDS
 ONLY # 2 ON 60 SEC.
 ONLY # 3 ON 300 SEC
 ALL ON 15 SEC.
 ALL OFF NO AUTO BYPASS (FACTORY DEFAULT)

