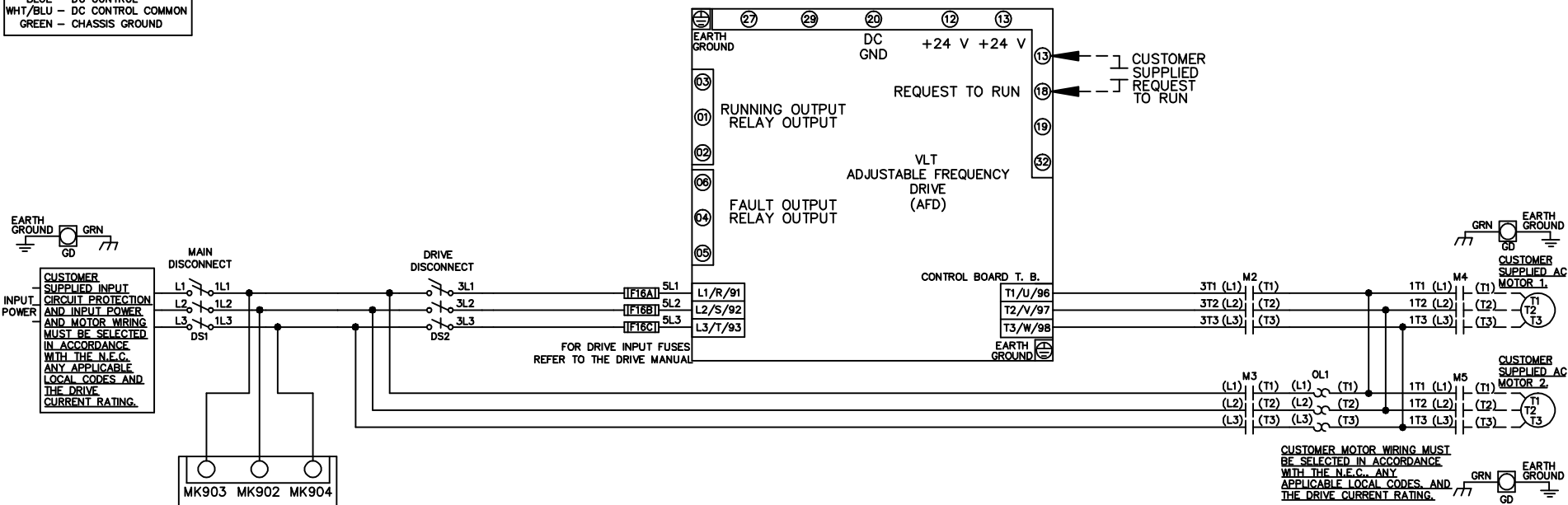
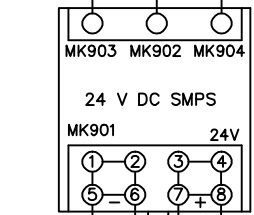


**WIRE COLOR SCHEME**  
 BLACK - LINE VOLTAGE  
 RED - AC CONTROL  
 WHITE - AC GROUNDED  
 BLUE - CIRCUIT CONDUCTOR  
 BLUE - DC CONTROL  
 WHT/BLU - DC CONTROL COMMON  
 GREEN - CHASSIS GROUND

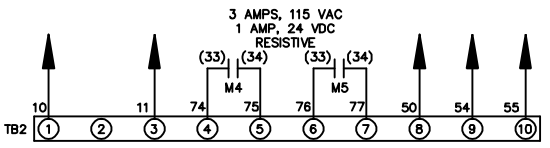


**CUSTOMER SUPPLIED INPUT CIRCUIT PROTECTION AND INPUT POWER AND MOTOR WIRING MUST BE SELECTED IN ACCORDANCE WITH THE N.E.C. ANY APPLICABLE LOCAL CODES AND THE DRIVE CURRENT RATING.**

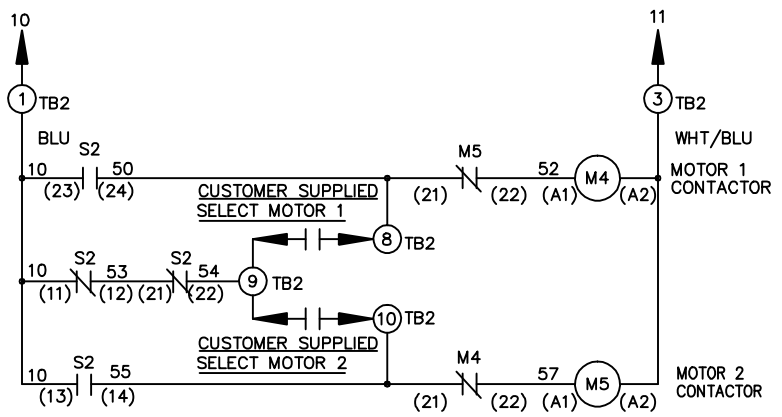
**CUSTOMER MOTOR WIRING MUST BE SELECTED IN ACCORDANCE WITH THE N.E.C. ANY APPLICABLE LOCAL CODES AND THE DRIVE CURRENT RATING.**



CONNECTS TO TB2 TERMINAL BLOCK



CONTACT CLOSED INDICATES MTR 1 SELECTED  
 CONTACT CLOSED INDICATES MTR 2 SELECTED  
 STATUS CONTACTS FOR CUSTOMER USE



**CONTACT SEQUENCE CHART FOR S2**  
 X INDICATES CONTACT CLOSED

POSITION	MOTOR 1	AUTO	MOTOR 2
11-12	X	X	
13-14			X
21-22		X	X
23-24	X		

			-NOTICE-	DRN JNW 2/14/07	NAME 208-600VOLT,2C,MAIN&DRIVE DISC ,DRIVE FUSE,ECB,FRAME A2-A3 ,NO REACTOR & DVDT,CMS			THE TRANE COMPANY A DIVISION OF AMERICAN STANDARD INC.	
A	SP08061	10/08	THIS DRAWING IS PROPRIETARY AND SHALL NOT BE COPIED OR ITS CONTENTS DISCLOSED TO OUTSIDE PARTIES WITHOUT THE WRITTEN CONSENT OF THE TRANE COMPANY	APR	MODEL	PAGE 1 OF 2	SIZE A	DWG NO.	174U0674
REV	ECN	DATE							

REV	ECN	DATE
A	SP08066	10/08

THIS DRAWING IS PROPRIETARY AND SHALL NOT BE COPIED OR ITS CONTENTS DISCLOSED TO OUTSIDE PARTIES WITHOUT THE WRITTEN CONSENT OF THE TRANE COMPANY

-NOTICE-

CUSTOMER CONNECTIONS X56,X57,X59  
 CLASS 2 POWER SOURCE  
 REQUIRED FOR FIELD CONNECTION  
 USE CLASS 1 CONDUCTORS  
 CONDUCTOR SIZE 28-14 AWG

DRN JNW  
2/14/07

NAME208-600VOLT,2C,MAIN&DRIVE DISC  
,DRIVE FUSE,ECB,FRAME A2-A3  
,NO REACTOR & DVDI,CMS

THE TRANE COMPANY  
A DIVISION OF  
AMERICAN STANDARD INC.

APR

MODEL

PAGE 2 OF 2

SIZE A

DWG NO.

174U0674

