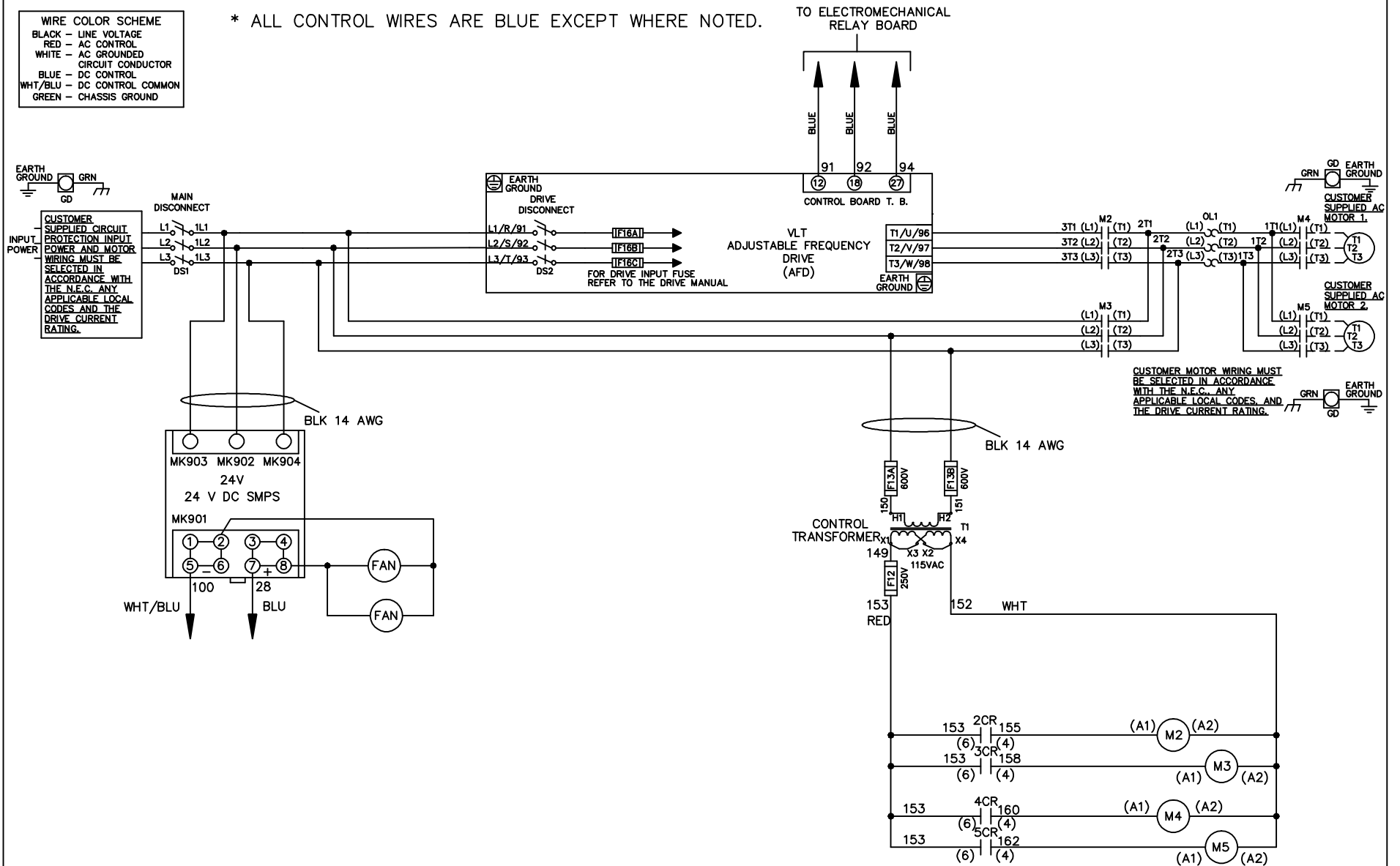


WIRE COLOR SCHEME	
BLACK	- LINE VOLTAGE
RED	- AC CONTROL
WHITE	- AC GROUNDED
	- CIRCUIT CONDUCTOR
BLUE	- DC CONTROL
WHT/BLU	- DC CONTROL COMMON
GREEN	- CHASSIS GROUND

* ALL CONTROL WIRES ARE BLUE EXCEPT WHERE NOTED.



-NOTICE-

THIS DRAWING IS PROPRIETARY AND SHALL NOT BE COPIED OR ITS CONTENTS DISCLOSED TO OUTSIDE PARTIES WITHOUT THE WRITTEN CONSENT OF THE TRANE COMPANY

DRN JNW
2/14/07
APR

NAME600 VOLT,2C,MAIN&DRIVE DISC
,DRIVE FUSE,EMB1,FRAME C2N12
,NO REACTOR & DVDT,CMS

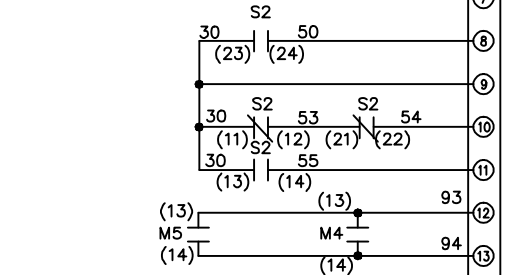
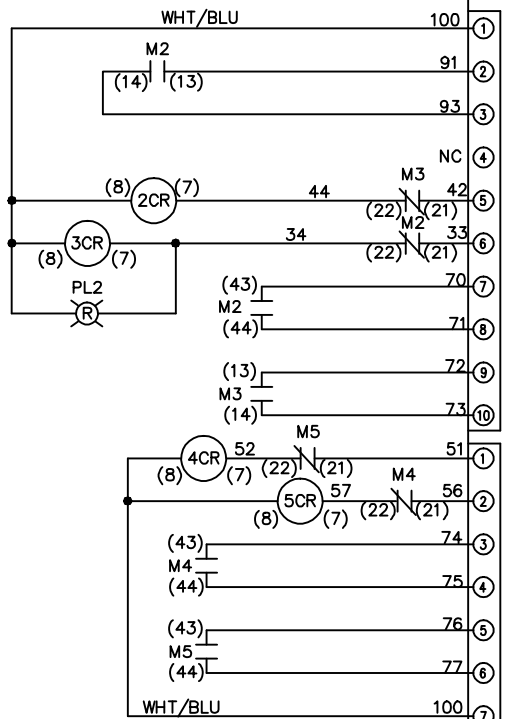
THE TRANE COMPANY
A DIVISION OF
AMERICAN STANDARD INC.

A	SP08061	10/08
REV	ECN	DATE

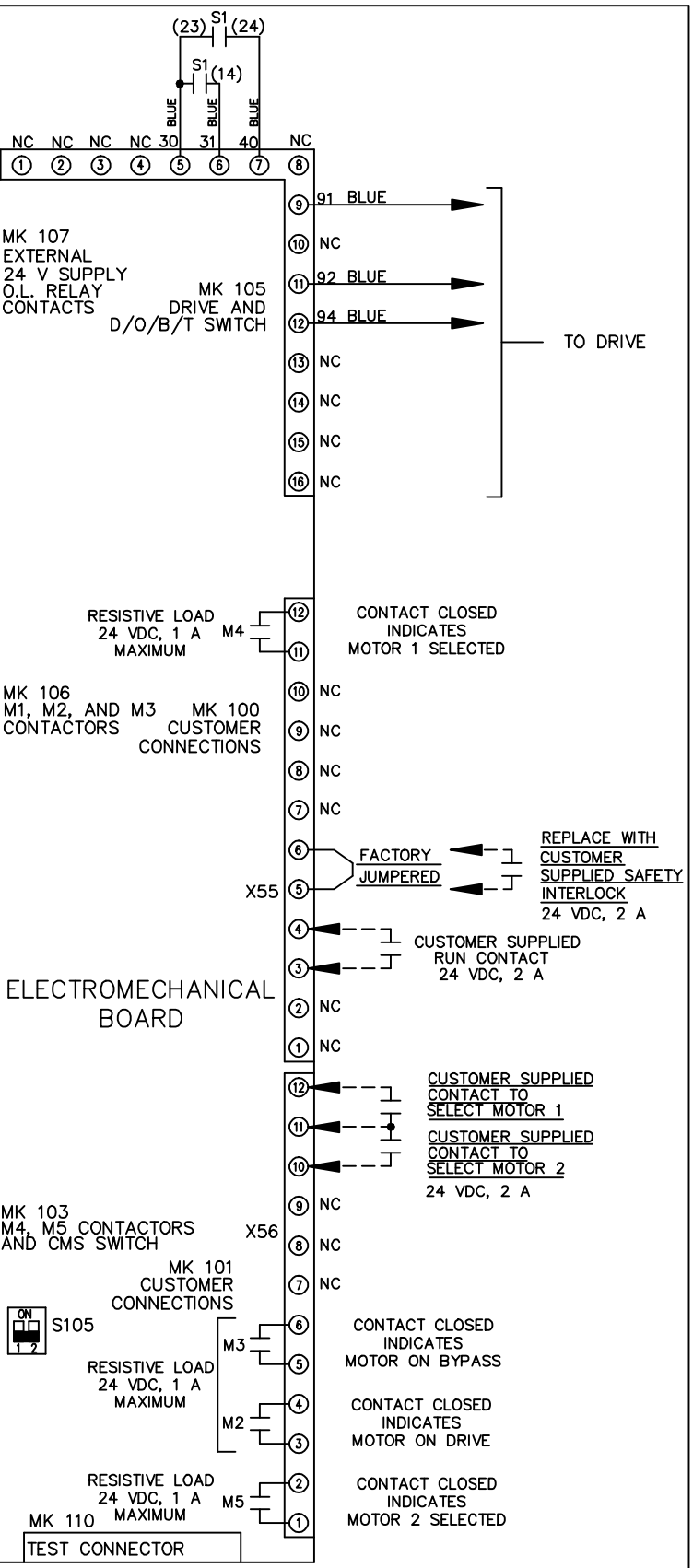
MODEL PAGE 1 OF 2 SIZE A DWG NO. 174U0793

REV	ECN	DATE
A	SP08066	10/08

CONTACT SEQUENCE CHART FOR S1 X INDICATES CONTACT CLOSED		
POSITION	DRIVE	OFF BYPASS
13-14		X
23-24	X	



CONTACT SEQUENCE CHART FOR S2 X INDICATES CONTACT CLOSED		
POSITION	MOTOR 1	MOTOR 2
11-12	X	
13-14		X
21-22	X	
23-24		X



-NOTICE-

THIS DRAWING IS PROPRIETARY AND SHALL NOT BE COPIED OR ITS CONTENTS DISCLOSED TO OUTSIDE PARTIES WITHOUT THE WRITTEN CONSENT OF THE TRANE COMPANY

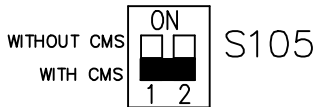
DRN JNW
2/14/07
APR

NAME 600 VOLT, 2C, MAIN & DRIVE DISC
, DRIVE FUSE, EMB1, FRAME C2N12
, NO REACTOR & DVDI, CMS

MODEL
PAGE 2 OF 2
SIZE A
DWG NO. 174U0793

THE TRANE COMPANY
A DIVISION OF
AMERICAN STANDARD INC.

FACTORY SETTING



CUSTOMER CONNECTIONS X55, X56
CLASS 2 POWER SOURCE
REQUIRED FOR FIELD CONNECTION
USE CLASS 1 CONDUCTORS
CONDUCTOR SIZE 28-14 AWG