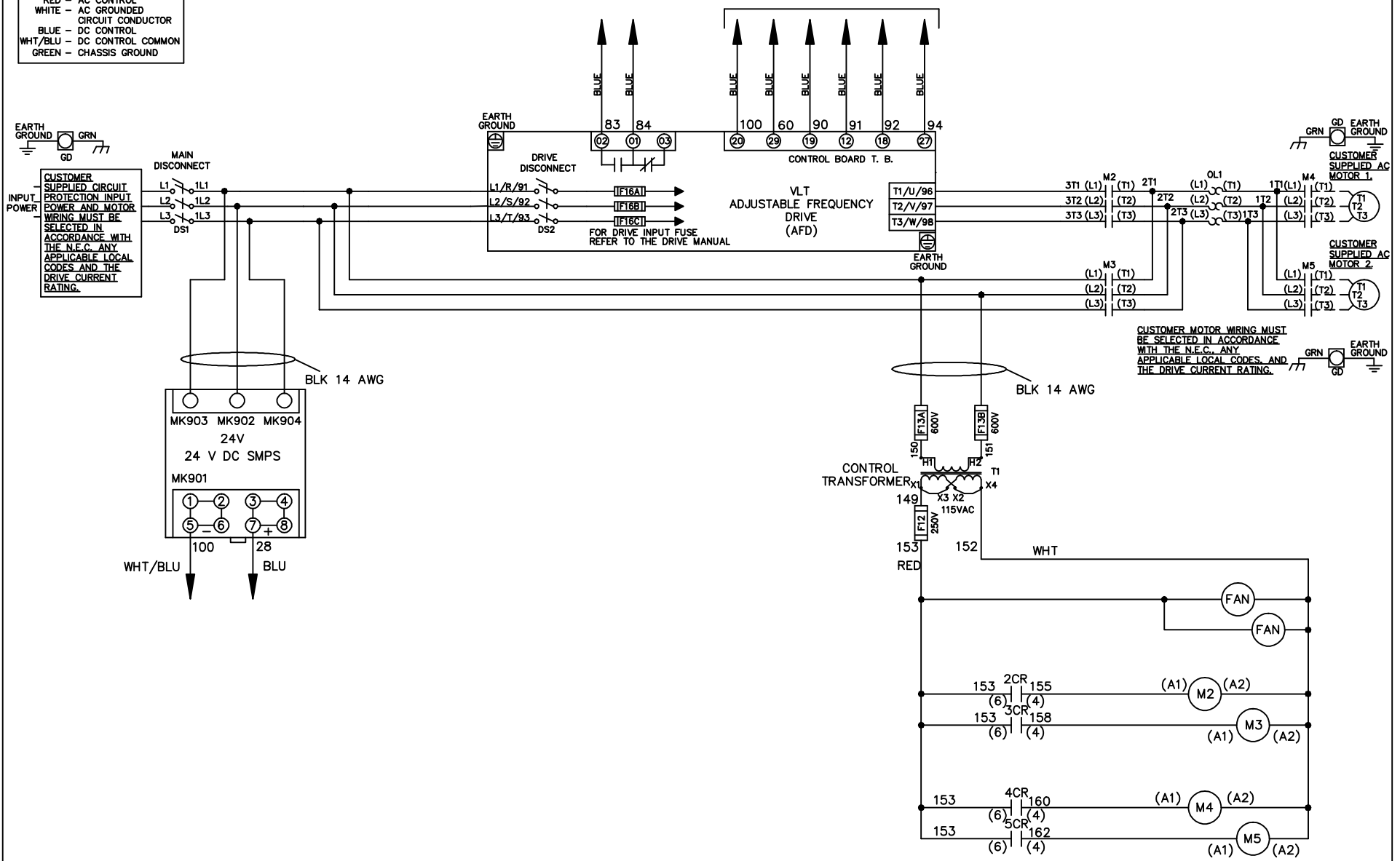


WIRE COLOR SCHEME
 BLACK - LINE VOLTAGE
 RED - AC CONTROL
 WHITE - AC GROUND
 BLUE - DC CONTROL
 WHT/BLU - DC CONTROL COMMON
 GREEN - CHASSIS GROUND

* ALL CONTROL WIRES ARE BLUE EXCEPT WHERE NOTED. TO ELECTROMECHANICAL RELAY BOARD



CUSTOMER MOTOR WIRING MUST BE SELECTED IN ACCORDANCE WITH THE N.E.C. ANY APPLICABLE LOCAL CODES, AND THE DRIVE CURRENT RATING.

-NOTICE-

THIS DRAWING IS PROPRIETARY AND SHALL NOT BE COPIED OR ITS CONTENTS DISCLOSED TO OUTSIDE PARTIES WITHOUT THE WRITTEN CONSENT OF THE TRANE COMPANY

DRN JNW
2/8/07

NAME600 VOLT,2C,MAIN&DRIVE DISC
,DRIVE FUSE,EMB2,FRAME D1-D2
,NO REACTOR & DVDT,CMS

THE TRANE COMPANY
A DIVISION OF
AMERICAN STANDARD INC.

| | | |
|-----|---------|-------|
| A | SP08061 | 10/08 |
| REV | ECN | DATE |

APR

MODEL

PAGE 1 OF 2

SIZE A

DWG NO.

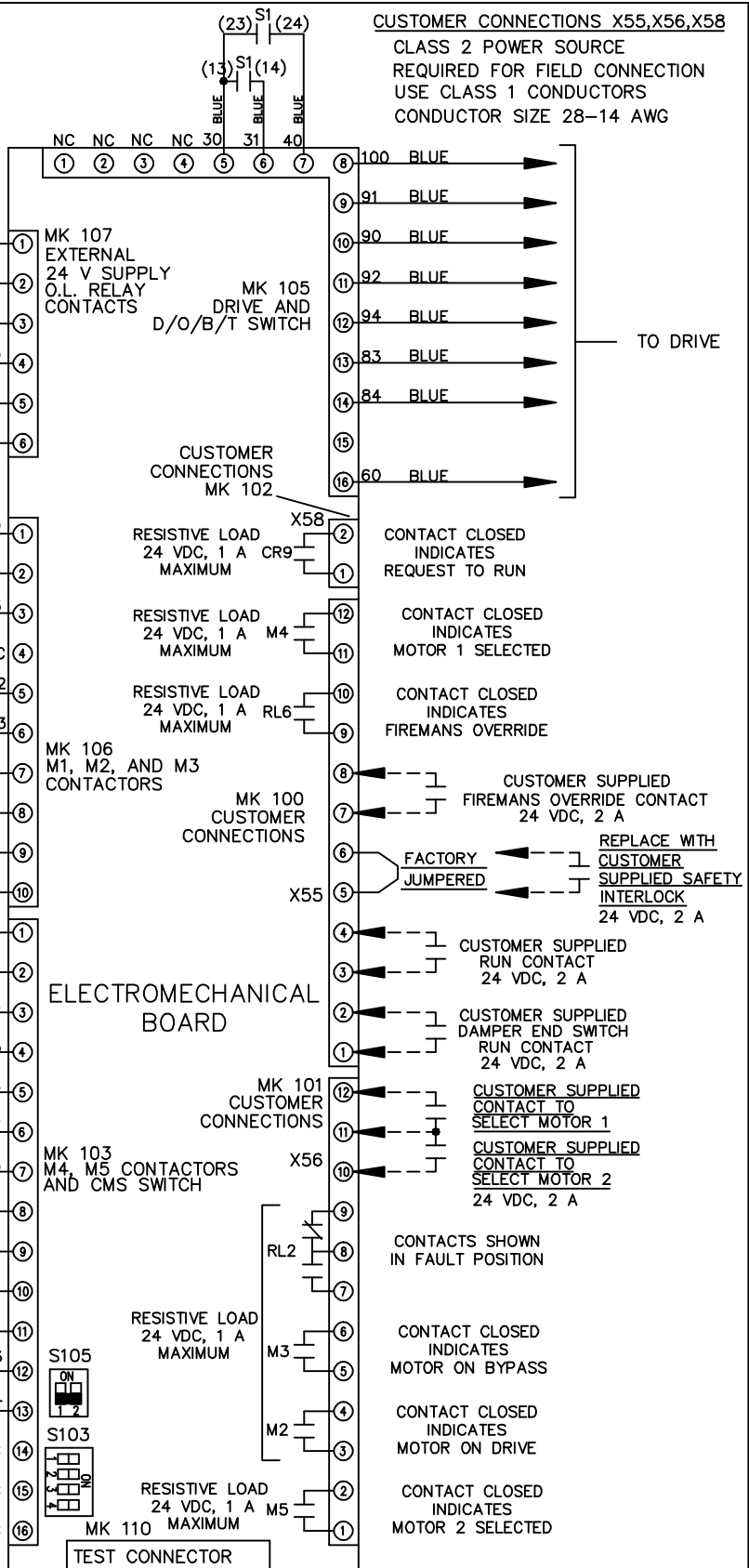
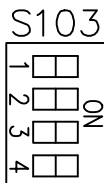
174U0798

| | | | | |
|---|--|----------|-------|------|
| REV | A | SP08066 | 10/08 | DATE |
| CON | | | | |
| DATE | | | | |
| -NOTICE- | | | | |
| THIS DRAWING IS PROPRIETARY AND SHALL NOT BE COPIED OR ITS CONTENTS DISCLOSED TO OUTSIDE PARTIES WITHOUT THE WRITTEN CONSENT OF THE TRANE COMPANY | | | | |
| DRN | JNW | 2/14/07 | APR | |
| MODEL | NAME 600 VOLT, 2C MAIN & DRIVE DISC, DRIVE FUSE, EMB2, FRAME D1-D2, NO REACTOR & DVDI, CMS | | | |
| PAGE | 2 | OF | 2 | SIZE |
| DWG | NO. | 174U0798 | | |
| THE TRANE COMPANY A DIVISION OF AMERICAN STANDARD INC. | | | | |

| CONTACT SEQUENCE CHART FOR S1 | | |
|-------------------------------|----------|---|
| CONTACT | POSITION | |
| 13-14 | DRIVE | X |
| 23-24 | OFF | |
| | BYPASS | X |



| CONTACT SEQUENCE CHART FOR S2 | | |
|-------------------------------|----------|---|
| CONTACT | POSITION | |
| 11-12 | MOTOR 1 | X |
| 13-14 | AUTO | X |
| 21-22 | MOTOR 2 | X |
| 23-24 | | X |



ELECTROMECHANICAL BOARD