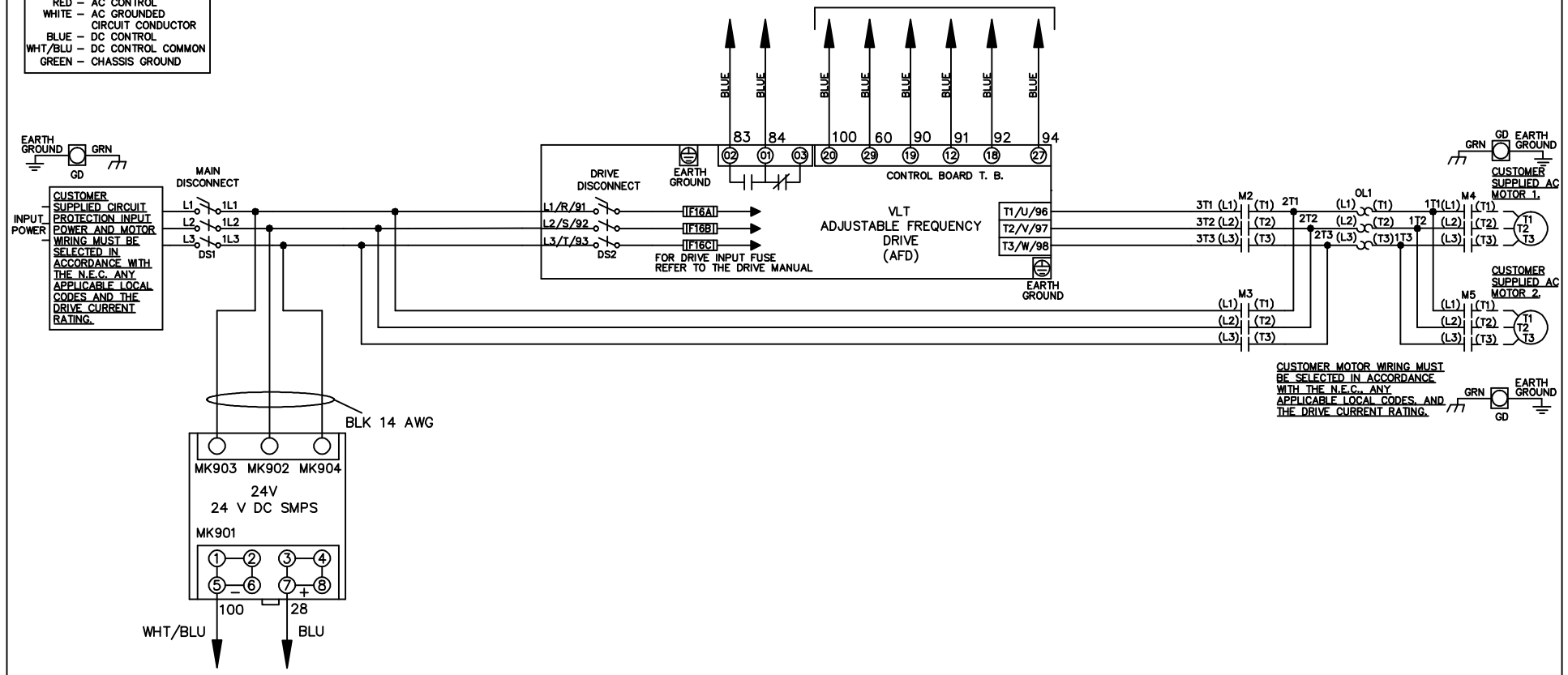
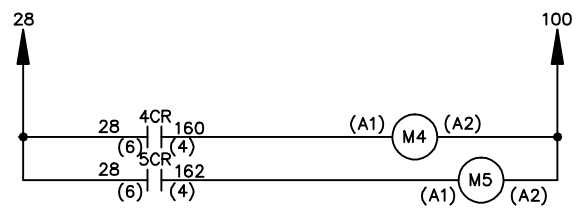


| WIRE COLOR SCHEME | |
|-------------------|---------------------|
| BLACK | - LINE VOLTAGE |
| RED | - AC CONTROL |
| WHITE | - AC GROUND |
| | - CIRCUIT CONDUCTOR |
| BLUE | - DC CONTROL |
| WHT/BLU | - DC CONTROL COMMON |
| GREEN | - CHASSIS GROUND |

* ALL CONTROL WIRES ARE BLUE EXCEPT WHERE NOTED. TO ELECTROMECHANICAL RELAY BOARD



CUSTOMER MOTOR WIRING MUST BE SELECTED IN ACCORDANCE WITH THE N.E.C. ANY APPLICABLE LOCAL CODES AND THE DRIVE CURRENT RATING.



| | | | | | | | | | | |
|-----|---------|-------|---|--|--------------------|-------|--|--------|----------------|----------|
| | | | - NOTICE - | | DRN JNW 2/14/07 | | NAME 208-600VOLT, 2C, MAIN & DRIVE DISC , DRIVE FUSE, EMB2, FRAME B2-C1 , NO REACTOR & DVDT, CMS | | <i>Danfoss</i> | |
| A | SP08061 | 10/08 | THIS DOCUMENT CONTAINS PROPRIETARY INFORMATION OF DANFOSS DRIVES. IT IS LOANED BY DANFOSS DRIVES SUBJECT TO THE CONDITIONS THAT IT AND THE INFORMATION EMBODIED THEREIN SHALL BE USED ONLY FOR RECORD AND REFERENCE PURPOSES, SHALL NOT BE USED OR CAUSED TO BE USED IN ANY WAY PREJUDICIAL TO THE INTERESTS OF DANFOSS DRIVES, SHALL NOT BE REPRODUCED OR COPIED IN WHOLE OR IN PART, OR DISCLOSED TO ANYONE WITHOUT THE DIRECT WRITTEN PERMISSION OF DANFOSS DRIVES AND SHALL BE RETURNED UPON REQUEST. | | APR | MODEL | PAGE 1 OF 2 | SIZE A | DWG NO. | 174U0801 |
| REV | ECN | DATE | | | | | | | | |

| | | | | | |
|-----|---------|-----|--|------|-------|
| REV | A | ECN | | DATE | 10/08 |
| | SP08066 | | | | |

NOTICE
 THIS DOCUMENT CONTAINS PROPRIETARY INFORMATION OF DANFOSS DRIVES. IT IS LOANED BY DANFOSS DRIVES SUBJECT TO THE CONDITIONS THAT IT AND THE INFORMATION EMBODIED THEREIN SHALL BE USED ONLY FOR RECORD AND REFERENCE PURPOSES. SHALL NOT BE USED OR CAUSED TO BE USED IN ANY WAY PREJUDICIAL TO THE INTERESTS OF DANFOSS DRIVES. SHALL NOT BE REPRODUCED OR COPIED IN WHOLE OR IN PART, OR DISCLOSED TO ANYONE WITHOUT THE DIRECT WRITTEN PERMISSION OF DANFOSS DRIVES AND SHALL BE RETURNED UPON REQUEST.

DRN JNW
 2/14/07
 APR

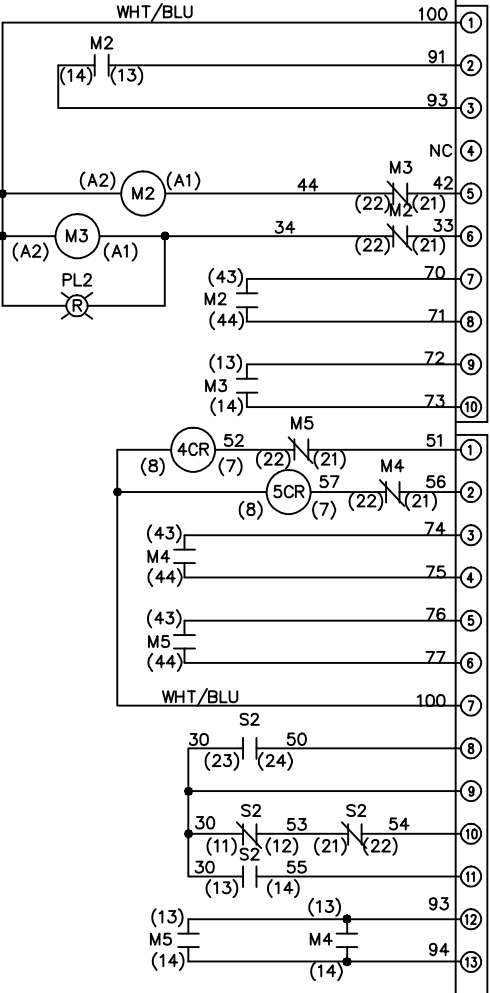
MODEL NAME 208-600VOLT, 2C, MAIN&DRIVE DISC
 , DRIVE FUSE, EMB2, FRAME B2-C1
 , NO REACTOR & DVDI, CMS

PAGE 2 OF 2
 SIZE A
 DWG NO. 174U0801



CONTACT SEQUENCE CHART FOR S1
 X INDICATES CONTACT CLOSED

| POSITION | CONTACT |
|----------|---------|
| DRIVE | 13-14 |
| OFF | 23-24 |
| BYPASS | 23-24 |



CONTACT SEQUENCE CHART FOR S2
 X INDICATES CONTACT CLOSED

| POSITION | CONTACT | MOTOR 1 | MOTOR 2 |
|----------|---------|---------|---------|
| AUTO | 11-12 | X | X |
| | 13-14 | X | X |
| | 21-22 | X | X |
| | 23-24 | X | X |

