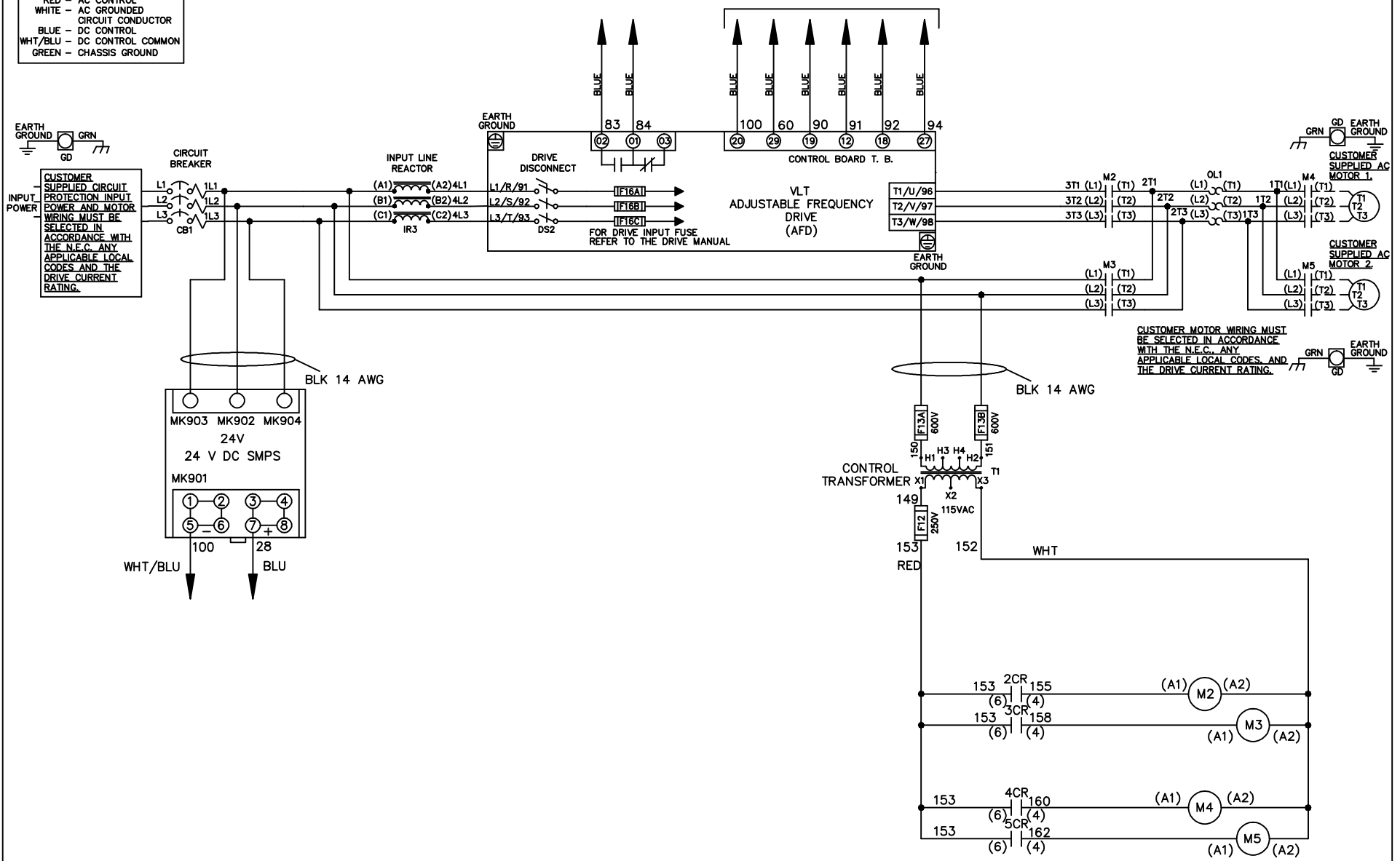


WIRE COLOR SCHEME
 BLACK - LINE VOLTAGE
 RED - AC CONTROL
 WHITE - AC GROUND
 BLUE - DC CONTROL
 WHT/BLU - DC CONTROL COMMON
 GREEN - CHASSIS GROUND

* ALL CONTROL WIRES ARE BLUE EXCEPT WHERE NOTED. TO ELECTROMECHANICAL RELAY BOARD



CUSTOMER MOTOR WIRING MUST BE SELECTED IN ACCORDANCE WITH THE N.E.C. ANY APPLICABLE LOCAL CODES, AND THE DRIVE CURRENT RATING.

- NOTICE -

THIS DOCUMENT CONTAINS PROPRIETARY INFORMATION OF DANFOSS DRIVES. IT IS LOANED BY DANFOSS DRIVES SUBJECT TO THE CONDITIONS THAT IT AND THE INFORMATION EMBODIED THEREIN SHALL BE USED ONLY FOR RECORD AND REFERENCE PURPOSES. SHALL NOT BE USED OR CAUSED TO BE USED IN ANY WAY PREJUDICIAL TO THE INTERESTS OF DANFOSS DRIVES. SHALL NOT BE REPRODUCED OR COPIED IN WHOLE OR IN PART, OR DISCLOSED TO ANYONE WITHOUT THE DIRECT WRITTEN PERMISSION OF DANFOSS DRIVES AND SHALL BE RETURNED UPON REQUEST.

DRN JNW
2/8/07

NAME208 VOLT,2C,CB & DRIVE DISC
 ,DRIVE FUSE,EMB2,FRAME C2N1_
 ,REACTOR,CMS



REV	ECN	DATE
A	SP08061	10/08

APR

MODEL

PAGE 1 OF 2

SIZE A

DWG NO.

174U1020

REV	A	ECON	DATE	10/08
<p>NOTE - THIS DOCUMENT CONTAINS PROPRIETARY INFORMATION OF DANFOSS DRIVES. IT IS LOANED BY DANFOSS DRIVES SUBJECT TO THE CONDITIONS THAT IT AND THE INFORMATION EMBODIED THEREIN SHALL BE USED ONLY FOR RECORD AND REFERENCE PURPOSES. SHALL NOT BE USED OR CAUSED TO BE USED IN ANY WAY PREJUDICIAL TO THE INTERESTS OF DANFOSS DRIVES. SHALL NOT BE REPRODUCED OR COPIED IN WHOLE OR IN PART, OR DISCLOSED TO ANYONE WITHOUT THE DIRECT WRITTEN PERMISSION OF DANFOSS DRIVES AND SHALL BE RETURNED UPON REQUEST.</p>				
DRN	JNW	APR	2/14/07	
MODEL	NAME 208 VOLT, 2C, CB & DRIVE DISC, DRIVE FUSE, EMB2, FRAME C2N1, REACTOR, CMS			
PAGE	2	OF	2	
SIZE	A	DWG	NO.	174U1020

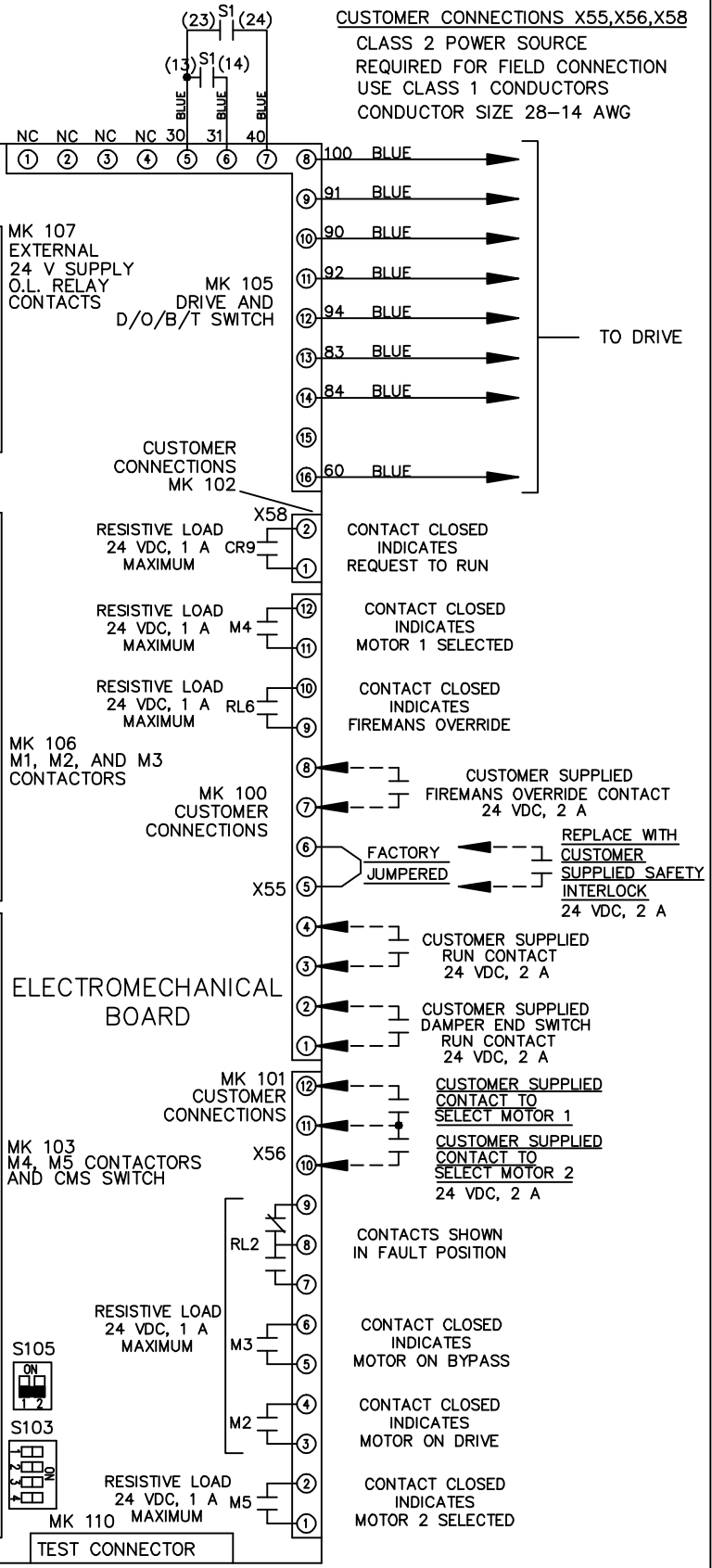
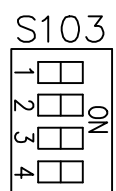
CONTACT SEQUENCE CHART FOR S1
X INDICATES CONTACT CLOSED

POSITION	DRIVE	OFF	BYPASS
13-14			X
23-24	X		



CONTACT SEQUENCE CHART FOR S2
X INDICATES CONTACT CLOSED

POSITION	MOTOR 1	AUTO	MOTOR 2
11-12	X	X	
13-14			X
21-22		X	X
23-24	X		



- CONTACT CLOSED INDICATES REQUEST TO RUN
- CONTACT CLOSED INDICATES MOTOR 1 SELECTED
- CONTACT CLOSED INDICATES FIREMANS OVERRIDE
- CUSTOMER SUPPLIED FIREMANS OVERRIDE CONTACT 24 VDC, 2 A
- REPLACE WITH CUSTOMER SUPPLIED SAFETY INTERLOCK 24 VDC, 2 A
- CUSTOMER SUPPLIED RUN CONTACT 24 VDC, 2 A
- CUSTOMER SUPPLIED DAMPER END SWITCH RUN CONTACT 24 VDC, 2 A
- CUSTOMER SUPPLIED CONTACT TO SELECT MOTOR 1
- CUSTOMER SUPPLIED CONTACT TO SELECT MOTOR 2 24 VDC, 2 A
- CONTACTS SHOWN IN FAULT POSITION
- CONTACT CLOSED INDICATES MOTOR ON BYPASS
- CONTACT CLOSED INDICATES MOTOR ON DRIVE
- CONTACT CLOSED INDICATES MOTOR 2 SELECTED

